

Haisley Abbey And Its Remains

Volume II

By

Philip Edward Mc Williams

Thesis Submitted For The Degree Of
Doctor of Philosophy
Department of Scottish History

University of Glasgow

October 1995

© PHILIP EDWARD Mc WILLIAMS

CONTENTS II

Title Page	1
Declaration	2
APPENDICES	3
Introduction	4
Modern Stained Glass	5-6
Marquis of Bute's Scheme of Stained Glass for the Clerestory	7-13
Dr. Thomas Gentles' Scheme for Stained Glass for the Choir	14-15
Rev. A. R. Hoswell's scheme for Stained Glass for the Choir	16
Areas of Scottish Cloister Garths	17-18
FIGURES	19
Introduction	20
List of Figures	21-29
Figures	30-96
PLATES	97
Introduction & Index	98
List of Plates	98-116
Plates	117-29
PHOTOGRAPHIC APPENDICES	291
Introduction & Index	292
Collection of Stone Fragments in Restored Cloister	293-29
PHOTOGRAPHS	298-34
Record of Abbey Choir before Restoration	343
PHOTOGRAPHS	344-34

UNIVERSITY OF GLASGOW

THESIS ACCESS DECLARATION

Candidate's Name (BLOCK LETTERS) *PHILIP E McWilliams*
 Thesis title *PAVLEY ARBY AND ITS REMAINS*

I understand that in the interests of good scholarship, theses of the University are normally made freely available for consultation in the University Library, or within another library, immediately after deposit but that a candidate may stipulate a period of either one or three years after deposit during which his or her written consent must be sought before such access is given. (A candidate is usually advised by the supervisor if commercial or patent reasons make this restriction desirable.)

I therefore agree to grant access and to permit copies to be made for other libraries or individuals without my specific authorisation:

*A. Immediately on deposit OR

*B. One year after deposit OR

☒ *C. Three years after deposit.

I further accept that candidates who stipulate written consent but from whom no reply has been received within three months of a request from the University Library posted to their last known address will be assumed to have ceded this power to the Library Committee, to be exercised in consultation with the Higher Degrees Committee of the Faculty.

Signed *Philip E McWilliams*

Date *31 October 1985*

* PLEASE CIRCLE A OR B OR C

APPENDICES

INTRODUCTION.

I have included these appendices of stained glass because they are part of the abbey's history. Those in appendix i, have played an important part in the restorative process, while the others represent what might have been. Nevertheless, this does not detract from their importance in the history of Paisley. Appendix ii, is indicative of the importance the Marquis of Bute placed in the abbey that he went to such great lengths to draw up this grand scheme of historic characters, all of whom had some connection with Paisley when it was a Cluniac abbey.

The Rev Dr Gentles also cared a great deal for the abbey and its history, as shown in the erudite scheme for the choir in appendix iii; while that of Rev A R Howell appendix iv (quoted in his book on the abbey), has presented us with a more theological scheme which he considered more fitting for the abbey as a place of worship, rather than as an important historical building.

Appendix I.

Modern Stained Glass Windows in Paisley Abbey.

North Aisle (from west).

1. From a child thou hast known the Holy Scriptures, by Burne-Jones, 1870.
2. Proclamation of Gospel, by Burne-Jones, 1879.
3. The Parables of the labourers in the vineyard, and the talents, by Cottier & Co., 1880.
4. The Saviour of the World, with Saints Andrew and George, by C E Kempe & Co., 1890.

North Transept.

5. West window, St Margaret, by Lewis Davis. 1909.
6. North window, Te Deum, by Clayton and Bell, 1907.
7. East wall, The Crucifixion and Resurrection, by D Cottier & Co., 1874.
8. The Baptism of Our Lord and Confession of Thomas, by D Cottier & Co., 1874.

The Choir.

North wall.

9. Coats Memorial Window, Artist unknown, 1937.
10. The Great East Window, by Douglas Strachan (1875-1950), 1/937.

South wall.

11. The Resurrection Window, by Herbert Hendrie, 1931.
12. Christ the Bestower of Peace, by Douglas Strachan, 1932.

The South Transept.

13. Over St Mirren's Aisle, Faith Hope and Charity, by Oscar Paterson, 1909.

14. East window St Mirren's Aisle, Memorial Window to the Fallen of The Second World War, by Francis Stephen, 1954.
15. West window, The Sovereignty of Christ, artist unknown, 1934.

The South Aisle.

16. The Virtuous Woman, by Burne-Jones, 1877.
17. Joseph before Pharoah, Jacob blessing Joseph's Sons, and Giving to the Poor, by James Ballantyne, 1889.
18. The Cathcart Window, by Clayton & Bell, 1877.
19. Men of Faith, by D Cottier & Co., 1872.
20. Sin and Redemption, by Stephen Adam, 1889.

West Front.

21. South aisle, Wallace Memorial Window, Ballantyne & Sons, 1873.
22. South window, Christ's Miracles of Mercy, by Franz Fries of Munich, 1874.
23. North window, Early incidents in the Gospel Story, by Ballantyne & Sons, 1874.
24. West gable window, Christ and the four Evangelists, by Cottier & Co., 1888.
25. North aisle, Calling of the Disciples, by Ballantyne & Sons, 1890.
26. North clerestory, Two Apostolic Figures, by Guthrie Wells and MacGregor Chalmers, 1890.

Appendix II.

The Marquis of Bute's Scheme for stained glass in the clerestory of Paisley Abbey (beginning from the south east corner) as sent to Abbot Hunter-Blair of Fort Augustus. The persons depicted were all benefactors of the abbey.

The roman numerals refer to the each set of twin lights of the clerestory.

- I. Walter Fitzalan, 1st High Steward and founder of the abbey in 1163.

[State dress - white Cistercian scapular (he died a monk at Melrose) and crimson furred mantle.)

Aeschina de Londonees (wife of foregoing) given a carucate of land at Molla.

[state dress - mantle of arms]

Beside her kneeling or standing, her daughter Margaret [white, colour of daisies] 4 foil, or a fess chequy argent and Stewart impaling de Londoniis (probably the Norman family of that name or the Scottish Lundinis).

- II. King Malcolm IV, giver of the church of Paisley and Isle of Renfrew, etc.

[Royal purple robes and crown].

Baldwin de Bigles Sheriff of Lanark, giver of the church of Inverkip.

[official dress as Sheriff].

4 foil. Arms of Scotland.

Arms of de Bigles if discoverable, over his head.

- III. Reginald, King of Man and Lord of the Isles, giver of the annual tax of 1d on every house whence smoke rises, in his dominions - hence declared honorary brother of the Congregation of Cluny.

[black scapular in royal furred mantle of cloth of gold?]

probably bareheaded, as he was King in Man, rather than King of Man: calls himself in charter Lord of Inchegal. The crown without arches, and coronet, like those of Lyndsay's earls, might lie beside him.

Fonia, wife of foregoing, giver of 10th of her property: honorary sister of the Congregation.

[black scapular: state_mantle (like husband's) coronet on head]. Who she was is uncertain: but cf Chronicon Man et Ins.

4 foil.

- IV. Henry, son of Anselm, giver of church of Cormannoc.

[secular dress, or armour of period 1177].

Walter Hose, giver of the church of Craigie - 1177.

[same as foregoing].

4 foil. Arms of Anselm?
Hose arg. 3 men's hose gules.

- V. William the Lion, giver of the church of Rutherglen - 1177.

[Royal purple robes, crowned].

Henry E Martin, feuar of 1st High Steward: became a monk of Paisley, transferring with consent of his heir Gilbert, and his superior part of his feu to abbey.

[black Cluniac habit].

Gilbert his son kneeling beside him in armour and surcoat of St Martin, arms [burkey arge. 2 fusils in fesse gules: label of 5 points a2.

4 foil Arms of Scotland crowned.

- VI. Peter Pollock, giver of church of Pollock (1177)

[armour with surcoat of arms].

Rev Elias Pollock, giver of church of Mearns - 1189

[dress of secular cleric].

Robert kneeling beside him - giver of 1s annually

[dress as Uncle Peter].

4 foil (Pollock of that ilk) vert saltire or
betixt 3 in fess ingarnished gules.

VII. Alan Fitzwalter, 2nd High Steward, giver of
church of Kingarth, 1200.

[crimson mantle over state dress].

Nicholas Lockhart, giver of land at Innerwick-
1204.

[secular dress or armour with surcoat of the
period].

4 foil Stewart with arms of Constantine
(Shropshire) or 6 fleur de lys . sable 3, 2 and
1.

VIII. Malcolm Lockhart, giver of six acres of land in
Kyle c.1210.

[armour and surcoat of period].

Rev Robert Lockhart, giver of lands 1225.

[dress and stuff of precentor of Glasgow
Cathedral].

4 foil Lockhart az. 3 boars' heads or Hereford
gules. 3 eagles displayed ag.

IX. Donald son of Reginald of the Isles, doubled his
father's benefaction of 1210.

[as his father in window III, with only a
coronet].

Wife of foregoing

[same as Fonia - window III].

4 foil Lord of Isles with coronet.

X. Maldwin, 3rd E of Lennox giver of church of
Kilpatrick, 1225.

[crimson robe and coronet].

Hon Amelec, brother of foregoing, giver of church of Roseneath.

[armour and surcoat].

Hon and Rev Dougall, brother, Rector of Kilpatrick, giver of Sedes Patricii, kneeling beside Anelec.

[dress of secular cleric].

4 foil arms of Lennox arg. saltire

XI. Duncan Farghuarson, giver of the church of the church of Kiltinan, 1230.

[highland dress of the period].

Laumann, grandson of foregoing, joint giver of church of Kiltinan, 1246.

[similar to preceding].

4 foil Farquharson or a lion rampant gules.

XII. Dufgall, son of Syfrin, giver of land in Cantyre.

[same as XI].

Alexander, 4th High Steward.

[as XI 1/2, but with staff ground and shell of pilgrim].

4 foil Stewart.

XI 1/2. (single light)

Walter, 3rd High Steward, 1246, giver of Sanquar, Auchinleck, Dundonald etc.

[furred crimson mantle].

Stewart arms above head.

XII 1/2.

Donald McGilchrist, Lord of Tarbert, giver of rights of felling timber, 1250.

[dress as XI].

Arms (above his head) az. sun in splendour, or.

XIII. Herbert Maxwell, giver of 3 acres in Mearns.

[armour with surcoat].

Pope Clement IV, gave extensive rights and privileges to the abbey, 1265.

[Red Cope and Tiara].

4 foil Maxwell arg. saltire sable.
Pope Clement IV.

XIV. Godfrey Ross

James Ross (his father) givers of land at Stewarton, 1280.

[armour with surcoats].

4 foil chevron checky arg.d sable between 3 water-budgets of the 2nd.

XV. Wife of Angus (following), 1294.

[same as window III].

Alexander (her son) kneeling beside her.

[furred mantle of cloth of gold].

Angus, Lord of the Isles confirmed donation of father : he gave Kilkerran in Cantyre, 1233.

[same as preceding].

4 foil Lord of the Isles.

XVI. Malcolm 4th E of Lennox, giver of various privileges 1273-1330.

[crimson furred robe].

James, 5th High Steward, giver of timber rights, 1294.

[same as foregoing].

4 foil Lennox arg. saltire contained between 4 roses gules.
Stewart.

XVII. Marjory, daughter Robert Bruce.

[crimson state dress: mantle of arms of Scotland - Bruce.]

Walter, 6th High Steward, giver of church of Largs, 1316.

[as XVI].

4 foil Stewart impaling Scotland.

XVIII. King Robert II, created abbey lands of Lennox into barony 1380.

[Royal purple and crown].

(kneeling) John Blair of Adamton, gave mill-lead.

[armour with surcoat of arms]

King Robert III, giver of the regality (buried in abbey) 1396.

(kneeling) Adam Fullerton giver of 3/6d per annum.

[armour and surcoat].

4 foil Scotland
Blair and Fullerton.

Argent on a saltire sable 5 mascles of the field.

XIX. William and Hugh Wallace of Craigie, brothers, givers of lands of Thornlea, 1403.

[armour with surcoats].

4 foil Wallace gules : lion rampant argent.

kneeling at feet Robert and Stephen Portar.

XX. John Kelso, giver of land of Langlebank, 1403.

[armour with surcoat].

(kneeling) Hugh Boyle, giver of 1 1/2 stone of wax.

[armour with surcoat of arms].

King James III, giver of rights of regality,
1456.

4 foil Scotland crowned between Kelso sable
empailed ermine betwen 3 garbs or. and Boyle.

XXI. Robert Lord Lyle, giver of fisheries, 1452.

[Parliamentary robes, scarlet, not crimson and no
coronet].

King James IV, giver of freedom to burgh, 1488.

[as XVIII].

(kneeling) John Duke of Ross.

[crimson prince's robes].

4 foil Scotland and Lyle gules or fret or.

XXII. John Earl of Lennox, giver of fisheries, 1521

[as Lord Lyle, XXI but with coronet].

Robert, Master of Sempill, protector of the
abbey.

[armour,without surcoat).

4 foil - Stuart of Darnley or. fesse chequy az.
and arg. within border gules chaip., Sempill.

Blair of Adamton, arg in a saltire empailed sa
5 mascles of the first.

Porter of Porterfield, or a bedler between a
stags head based in chief & hunting horn in base
sa. garnished gen.

Appendix III.

This is a scheme for a series of stained glass windows drawn up Rev Dr Gentles in expectation, no doubt, of the complete restoration of the tower and choir.

Gentles perceived the choir as a memorial chapel, whose windows would be filled with historical figures in stained glass. Most of the figures would all have had a connection with Paisley Abbey.

- I. The signing of the foundation charter of Paisley Abbey in 1164 in Fotheringay Castle in Northamptonshire, where he was in attendance on Malcolm, the Scottish king, then doing homage to the English king for his English earldom of Huntingdon.
- II. Sir William Wallace and his brother worshipping as youths in Paisley Abbey with their father and mother, as they were want to do, coming in from Elderslie, their home in the neighbourhood for the purpose.
- III. Robert the Bruce being absolved by the Abbot of Paisley before the High Altar from the papal excommunication for his murder of the Comyn.
- IV. Walter the Steward escorting Marjory Bruce from her English prison and doing by way the bit of courting that led soon after to their marriage and the coming of the Stewarts to the throne.
- V. King James IV kneeling to his old tutor Abbot Schaw for his share in the rebellion which led to his father, James III's murder at Sauchieburn.
- VI. The last Lord of the Isles, who after his life long struggle with James II, III and IV, for a virtual independent sovereignty, ended his days as a monk in Paisley Abbey.
- note. It is hoped that the artist maybe able to conjoin Bruce's struggle with the Laird of Lorne with the later struggle with the Lord of the Isles above referred to.
- VII. Archbishop Hamilton (last abbot of Paisley), in the water of the Solway clinging to the boat in which Queen Mary was crossing, after her defeat at

Langside, to seek protection from Queen Elizabeth, and trying to dissuade Mary from doing.

- VIII. Prince Charlie embarking from the western isles for France after the failure of the rebellion of 1745.
- IX. Great East Window, memorial of Queen Victoria whoever strove to do her duty, and who loved Scotland's hills and Scotland's story.
- X. Upper East Window, a Jesse window.

The story of these windows will form the subject of a series of Sunday evening lectures which I shall give in the abbey during the coming winter and spring entitled "Sermons on stones that are and windows that are to be in the choir."

By these I purpose to prepare the local public sentiment for a public meeting in the early or later summer fo next year, at which the historical chapel section of the restoration will be launched. Gentles also intended having the west window of St Mirren's Aisle filled with a memorial window to James and Elizabeth Crawford of Kilwynnet, founders of the altar in the chapel. The window would, he hoped, be financed by public subscription in memory of the Paisley Burgesses and of all public benefactors of the abbey who hailed from Paisley itself.

Appendix IV.

Rev A R Howell's Scheme for stained glass in the choir windows.

General Theme : Christ and the Life of Man.

North wall : Christ and the Ages of Man.

1. Christ Crucified, The Eternal Sacrifice - in conjunction with the Great East Window.
2. Christ in the beginning with God.
3. Christ the Friend of Little Children.
4. Christ the Challenger of Youth.
5. Christ the Leader of Men.
6. Christ the Hope of Old Age.
7. The Great East Window.

Christ Ascended and Enthroned : The Lord of All.

South wall : Christ and the Needs of Man.

8. Christ the Bestower of Peace.
9. Christ the Giver of Consolation.
10. Christ the Food of the Soul.
11. Christ the Healer of the Body.
12. Christ Risen, The Assurance of Immortality - in conjunction with the Great East Window.

Appendix V.Approximate Areas of Scottish Cloister Garths in square feet:-

Arr/Aug	=	Arrouasian/Augustinian/Black Canons.
Ben	=	Benedictine.
Cist	=	Cistercian.
Clun	=	Cluniac.
K.St.J.	=	Knights of St John of Jerusalem.
Praem	=	Praemonstatensian/Norbertines/White Canons.
Tir	=	Tironensian.
Tri	=	Trinitarian Friars.
Val	=	Valliscaulian.
Prin	=	Prinknash/White Benedictines.

Part 1.

1.	Arbroath Abbey [Tir]	100 sq.ft.
2.	Balmerino Abbey [Cist]	100
3.	Beaully Priory [Val]	70
4.	Cambuskenneth Abbey [Arr/Aug]	85
5.	Coldingham Priory [Ben]	80
6.	Crossraguel Abbey [Clun]	70
7.	Culross Abbey [Cist]	100
8.	Deer Abbey [Cist]	65
9.	Dryburgh Abbey [Praem]	95
10.	Dundrennan Abbey [Cist]	100
11.	Dunfermline Abbey [Ben]	110
12.	Fern Abbey [Praem]	60
13.	Glenluce Abbey [Cist]	100
14.	Holyrood Abbey [Aug]	100
15.	Inchaffray Abbey [Aug]	90
16.	Inchcolm Abbey [Aug]	?50
17.	Inchmahome Priory [Aug]	70
18.	Iona Abbey [Ben]	65
19.	Kelso Abbey [Tir]	100
20.	Jedburgh Abbey [Aug]	?110
21.	Kinloss Abbey [Cist]	100
22.	Kilwinning Abbey [Tir]	100
23.	Lesmahagow Priory [Tir]	50
24.	Lindores Abbey [Cist]	95
25.	Melrose Abbey [Cist]	145
26.	Newbattle Abbey [Cist]	114
27.	Nunraw Abbey [Cist]	140
28.	Oronsay Priory [Aug]	40
29.	Paisley Abbey [Clun]	?80
30.	Peebles Friary [Tri]	60

31.	Pluscarden Abbey [Val/Prin]	95
32.	Restennet Priory [Aug]	95
33.	Saddell Abbey [Cist]	60
34.	St Andrews Priory/Cathedral	160
35.	Sweetheart Abbey [Cist]	100
36.	Torphichen Preceptory [Kt.S.J]	65 sq ft.
37.	Whithorn Priory/Cathedral [Praem]	?80

Part 2.

34.	St Andrews	164 sq ft.
25.	Melrose	145
27.	Nunraw	140
26.	Newbattle	114
11.	Dunfermline	?110
19.	Jedburgh	?110
1.	Arbroath	100
2.	Balmerino	100
7.	Culross	100
10.	Dundrennan	100
13.	Glenluce	100
14.	Holyrood	100
20.	Kelso	100
22.	Kinloss	100
35.	Sweetheart	100
9.	Dryburgh	95
24.	Lindores	95
31.	Pluscarden	95
15.	Inchaffray	90
4.	Cambuskenneth	85
5.	Coldingham	80
29.	Paisley	?80
37.	Whithorn	80
3.	Beaully	70
6.	Crossraguel	70
17.	Inchmahome	70
21.	Kilwinning	70
8.	Deer	65
18.	Iona	65
36.	Torphichen	65
12.	Fearn	60
30.	Peebles	60
32.	Restennet	60
33.	Saddell	60
16.	Inchcolm	?50
23.	Lesmahagow	50
28.	Oronsay	40

JOHNS

INTRODUCTION.

Many of these figures are my own work, though none of them are to any set scale.

Index.

Chap 1	A and B	
Chap 2	1-44	30-51.
Chap 3	45-71c	51-72.
Chap 4	72a-81b	73-84.
Chap 5	82a-98	84-96.

FIGURES.

CHAP 1.

- [A] Paisley Abbey in the sixteenth century.
- [B] Ground plan of Paisley Abbey in the sixteenth century.

CHAP 2.

- [1] OS map of site of Paisley Abbey.
- [2] East cloister doorway, Paisley Abbey, after a measured drawing by James S Boyd, a student in the Architecture Class of Prof Charles Gourlay of the Glasgow and West of Scotland Technical College.
- [3] Groundplan of Wenlock Priory.
- [4] Groundplan of Dudley Priory.
- [5] Groundplan Cérisey-la-Forêt.
- [6] The present west front of Paisley Abbey.
- [7a] Conjectural reconstruction of the Early English west front of Paisley.
- [7b] Reconstructed Early English west gable window at Paisley.
- [7c] The east end of Elgin Cathedral.
- [8] Cambuskenneth Abbey.
- [9a] Interior west front windows, Paisley.
- [9b] Interior west front, Paisley, NAS.
- [10] West front, Elgin Cathedral, NAS.
- [11] Nave, Paisley from the south before the restoration of the choir, NAS.
- [12] Two reconstructed thirteenth century bays of nave, Paisley, from the west.

- [13] Bay of Glasgow Choir.
- [14a] The south bay of triforium , Paisley, showing one vaulting shaft on a corbelled head.
- [14b] North bay of triforium showing two vaulting shafts, that at the west supported by a carved and moulded corbel head.
- [15] Two bays of reconstructed thirteenth century triforium and clerestory, Paisley, from the west.
- [16] Bay of clerestory, choir Glasgow.
- [17] Second bay from west, South aisle Paisley, NAS.
- [18a] Comparison between the capitals [i] in the lower church, Glasgow Cathedral, and [ii] the south transept arcading at Paisley Abbey.
- [18b] Comparison between bases of the arcading in [i] the ambulatory chapels, [ii] lower church [iii] Blackadder Aisle, Glasgow Cathedral, and [iv] the south transept arcading at Paisley Abbey.
- [19] Groundplan of Worcester (Abbey) Cathedral.
- [20] Comparison of mouldings of bases at [i] Glasgow nave [ii] Glasgow choir-east end, [iii] Blackadder Aisle, [iv] west front Paisley Abbey, [v] Dunblane Cathedral, [vi] Inchmahome Priory, [vii] the tower at Cambuskenneth Abbey.
- [21] Two bays of south side of choir, Elgin Cathedral.
- [22] Comparison of bases of nave piers, Paisley Abbey.
- [23] Two westmost bays of [i] the interior and [ii] the exterior of the triforium and clerestory, Paisley Abbey.
- [24a] Comparison of details of caps and bases of the mouldings in [i] nave and [ii] triforium, and [iii] the intermediate piers of the [iv] triforium, Paisley Abbey.
- [25] Bay of triforium, north transept, Melrose Abbey.
- [26] Comparison of mouldings of [i] crossing piers, [ii] nave piers, [iii] north aisle respond,

- and [iv] the nave piers, Paisley Abbey.
- [27a] Details of exterior of eastmost bay south aisle, Paisley Abbey.
- [27b] Intersecting tracery north aisle Paisley Abbey.
- [28i-iv] Details of mouldings of window mullions and reveals at Lincluden, Melrose and Paisley.
- [28v-vi] Comparison of hood moulds at the north aisle Paisley, and the south aisle Melrose.
- [29] Details of wallheads at [i] north aisle Paisley and [ii] Lincluden.
- [30a] Second window from east north aisle, Paisley, NAS.
- [30b] Reconstructed window at Lincluden, NAS.
- [31] [i and ii] Traceeringen St Janskerk, s-Hertogenbosch, [iii] Venster uit de Bofenkerk de Kampeh (eind 14e eeuw).
- [32] Kapelle (Zeeland), Omlijsting van een venster der Ned. Herv.Kerk, traceering nieuw.
- [33a] Eastmost window, north aisle, Paisley.
- [33b] A similar window at Lincluden.
- [33c] Reconstructed tracery at Lincluden, after Billings.
- [34] Masons' marks from the north aisle and north transept, Paisley Abbey, (Semple, Antiquities, vol 1).
- [35] North transept Paisley Abbey, NAS. Despite the lack of absence of the tower, the evidence is clear that the transept does not rise up to the height of the roof of the nave.
- [36] Triforium and clerestory in nave, Paisley Abbey.
- [37] Comparison between details of mouldings [i] in the Early English style and [ii] the clerestory, at Paisley Abbey.
- [38] Triforium choir at Lincoln.
- [39] Bays of nave, Exeter Cathedral.
- [40a] Bays of nave Ely Cathedral.

- [40b] Bays of nave Paisley Abbey.
- [41] Sketch by Professor Gourlay of remnants of mullion from former choir Paisley, 8/9/1915.
- [42] Groundplan St Andrews Cathedral Priory, showing choir, presbytery and nave divided into chantries.
- [43a] Conjectural reconstruction of Sedilia in choir at Paisley Abbey.
- [43b] Details of blind tracery of Sedilia in choir Paisley Abbey.
- [44] Sketch by Professor Gourlay of piers at crossing, Paisley Abbey. date?

CHAP 3.

- [45] Ground plan of St Gall.
- [46] Ground plan of Cluny II.
- [47] Ground plan of Dundrennan Abbey.
- [48] Ground plan of Clare Priory,
- [49] Ground plan of Buckfast Abbey.
- [50] Ground plan of Mt St Bernard Abbey.
- [51] Ground plan of Lewes Priory.
- [52] Ground plan of Castle Acre Priory.
- [53] Ground plan of Thetford Priory.
- [54a] Plan of Paisley Abbey showing conjectural plan of George Schaw's wall: Durkan mentions much in the way of reconstructing the line of the wall and the buildings in the precinct.
- [54b] Plan of monastic precinct on present day street plan.
- [55] Ground plan of Crossraguel Abbey.
- [56] Ground plan of Canterbury Cathedral.

- [57] Ground plan of Dunfermline Abbey.
- [58] Ground plan Bermondsey Abbey.
- [59] Ground plan Monk Bretton Priory.
- [60a] Site of archway to day stairs at Paisley: although this arch is not in line with the built up arch on the first floor.
- [60b] The stairs could have swung east-wards to join up with the first floor, as at Byland Abbey. see Anstey, John, ANSTEY'S ABBEYS, (London, Surveyor's Publications, 1987), 69.
- [60b] Ground plan of first floor showing site of built up archway in abbey office.
- [61] Plan of the ground floor of The Place, showing site of 1914 doorway.
- [62] Conjectural reconstruction of Chapter House, Paisley.
- [63] North east doorway, Kirkliston Church; the nook shaft capitals gives a good impression of how the large capital (plate 1) and base (plate 2) could have been used at Paisley. Their use here would compare favourably with how they have been used at Paisley.
- [64] Elevation of the first floor showing suggested position of the built up archway in abbey office.
- [65] Conjectural ground plan of abbey church Place, Paisley Abbey.
- [66] Ground plan of south transept of Paisley Abbey church showing suggested site of night' stair: the problems envisaged in siting the night stairs here, in the south transept, are too many to consider their existence as a probability.
- [67] 1499 map of Paisley.
- [68] The drain is superimposed on the 1888 map of Paisley showing Ellis's Lane.
- [69a] Present day ground plan of Paisley Abbey showing line of great drain.

- [69b] Conjectural reconstruction of cloistral buildings of Paisley Abbey: the line of the east, or dorter range has been extended down near the known line of the great drain, and as can be seen it all appears to fit together. It is more than likely that the rere-dorter would have sat astride the drain, rather to the east beside the dorter as at Dunfermline. Although there is no evidence that the late sacristy off the choir was ever built it is done so here. A kitchen cloister was also added, which was common.
- [70] West end of The Place as drawn by P MacGregor Chalmers.
- [71] Plan of Place by James Steel Maitland showing line of original beams: These working drawings not only show the original oak beams, but also how the roof of the extension over the cloister walk joins with the roof of the former frater.
- [71a] Measured drawing of north elevation of Place as drawn by P MacGregor Chalmers, in anticipation of its restoration.
- [71b] Measured drawing of west elevation of the Place showing door, now blocked up, into four storey block occupying the site of chapter house.
- [71c] Measured drawing by MacGregor Chalmers of the south elevation of the Place showing door to the south west now blocked up, the door in the three storey block also blocked, and in the wall on the site of the chapter house was a door, which was blocked up too.

CHAP 4.

- [72a] Ground plan of Paisley Abbey, showing post Reformation walls at crossing and St Mirren's Aisle.
- [72b] Print of Paisley Abbey c.1820.
- [73] Boog's ground plan of west front showing earlier buildings.
- [74a] Boog's plan for seating in the nave.
- [74b] Boog's alternative plan for seating in the nave.
- [74c] Medallion minted for Boog's 1788 restoration

showing interior of nave.

- [75a] Russell's measured drawing of west front of Paisley abbey.
- [75b] Russell's measured drawing of nave of Paisley Abbey.
- [75c] Russell's method of taking exact copies of the mouldings in Paisley's nave.
- [76a] Surroundings of Paisley Abbey 1870.
- [76b] Surroundings of Paisley Abbey today.
- [77a] Plans drawn up by Paisley Burgh Council for the improvement of Abbey Close, 1873.
- [77b] Dr Richmond's alternative plan for the improvement of Abbey Close, 1873.
- [78] Conjectural restoration of Paisley Abbey 1873 by J & J Cook, as suggested by Dr Daniel Richmond.
- [79] Salmon's proposed restoration of the west front of Paisley Abbey.
- [80a] Elevations by Rowand Anderson of crossing arch from the choir, the crossing arch at the north transept, and the crossing arch at the nave and the north transept of Paisley Abbey.
- [80b] Window design by Rowand Anderson for the restoration of Dunblane.
- [80c] Window design by Rowand Anderson for the restoration of Dunblane.
- [80d] Window design by Rowand Anderson for the restoration of Dunblane.
- [81] Funerary slabs found during Rowand Anderson's excavation of the crossing at Paisley Abbey.


CHAP 5.

- [82a] MacGregor Chalmers's proposed restored choir from the south, with elevation of proposed sacristy, 1913.
- [82b] Lorimer's plan for new sacristy, October 1924.

- [83] Lorimer's plans for the Cathcart Aisle, January 1926.
- [84a] North elevation of MacGregor Chalmers's proposed restored choir, tower and spire from the north, 1913.
- [84b] East end of Paisley Abbey, as completed by MacGregor Chalmers in 1917.
- [85] Lorimer's plan for a proposed tower with cap-house at Paisley Abbey, June 1922.
- [86] Lorimer's alternative plan for the tower at Paisley Abbey with spire, December 1922.
- [87] Lorimer's plans for the tower at Paisley Abbey, March 1923.
- [88a] Plan actually used by Lorimer for the tower at Paisley Abbey, June 1922. It is very similar to that by MacGregor Chalmers, but without the spire; see fig 84a.
- [88b] Lorimer's proposed tracery for the tower at Paisley Abbey.
- [88c] Lorimer's plan for tower at Paisley Abbey, showing turret stair begun by Rowand Anderson, and completed March 1923.
- [89] Sectional drawings of steel roof of choir, Lorimer 1924.
- [90] Ground plan of proposed restoration at Paisley Abbey, drawn by R A Hamilton, 93 High Street, Paisley, November 1900.
- [91] South elevation of The Place of Paisley by MacGregor Chalmers, 1910.
- [92] East elevation of Place by MacGregor Chalmers, 1910, showing staircase since replaced.
- [93] Conjectural seventeenth century sketch of the ruined choir at Paisley Abbey.
- [94] Conjectural drawing of outside staircase proposed by MacGregor Chalmers to provide access from the ground floor to the upper floors of his newly restored Place.

- [95a] Ground floor of the Place by Lorimer, 1920.
- [95b] [i] Elevation of Place from cloister, the dormers were never built, nor was the external staircase, [ii] section through proposed long gallery, Lorimer May 1923. This long gallery; was renovated and turned into a flat for the minister by Steel Maitland.
- [95c] South elevation of Place, Lorimer 1923.
- [95d] East elevation of Place, Lorimer 1923.
- [95e] West elevation of Place, Lorimer 1922.
- [96a] 1910 ground plan of first floor of Place by MacGregor Chalmers.
- [96b] 1910 ground plan of second floor of Place by MacGregor Chalmers.
- [97a] West elevation of Place, Steel Maitland, showing proposed new tower providing access to the new flat in the attic area.
- [97b] East elevation of Place showing proposed new external staircase to first floor of Place, Steel Maitland.
- [97c] South elevation of Place showing new tower and entrance said to have been partially built with medieval fragments.
- [98] Conjectural drawing of The Place, with suggested changes by MacGregor Chalmers.

Figure A : Conjectural Reconstruction Of
Paisley Abbey In The Sixteenth Century



KEY TO CHURCH:

1. pulpitum.
2. rood screen.
3. rood altar.
4. St Catherine of Siena.
5. St Peter.
6. St Ninian.
7. Lady Altar.
8. St James.
9. St Nicholas
10. Sts Mirren and Columba.
11. altar, south transept.
12. altars, north transept.
13. sacristy altar.
14. tombs or reliquaries.
15. high altar.
16. sedilia.
17. probable chapels.

KEY TO GROUND PLAN:

- A. sacristy.
- B. chapter house.
- C. slype.
- D. abbot's chambers.
- E. rere-dorter.
- F. abbot's lodgings.
- G. infirmary.
- H. frater.
- I. kitchen.
- J. domestic offices.
- K. cellarer's range.
- L. external staircase.
- M. domestic building.
- N. Lady Chapel.

Figure B: Conjectural Ground Plan Of Paisley Abbey
In The Sixteenth Century

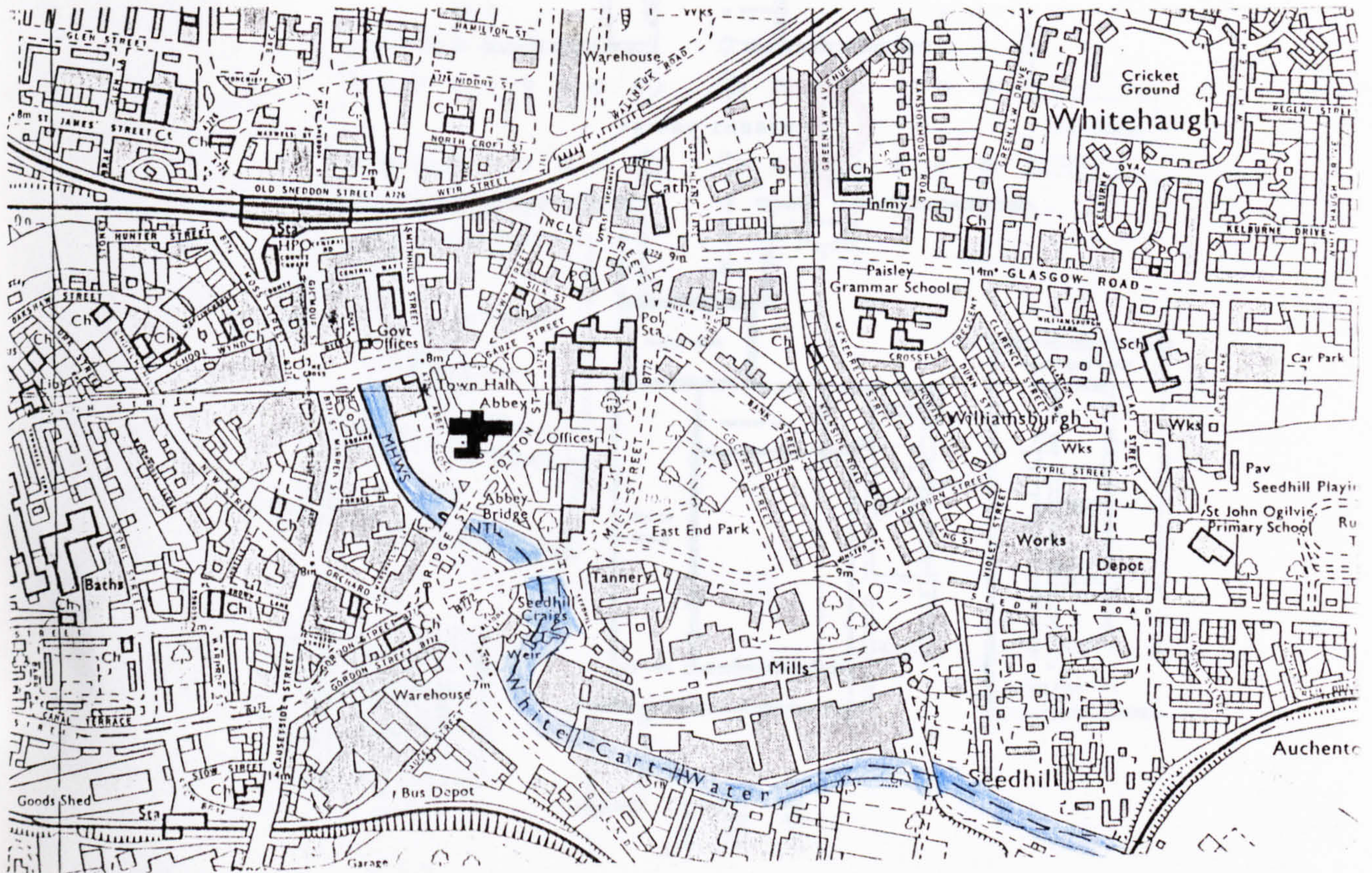


Figure 1




Figure 2

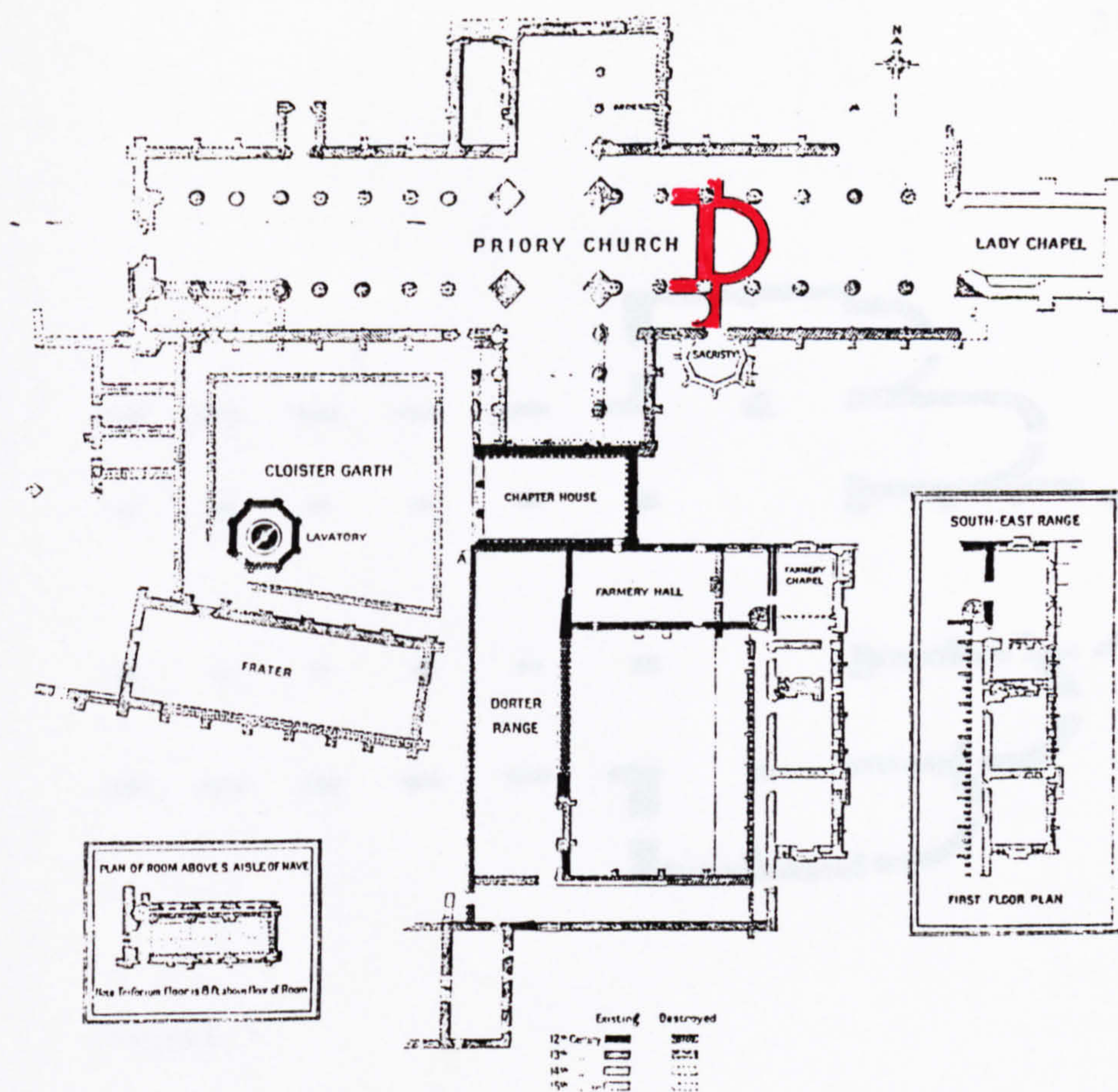


Figure 3 plan of earlier church.

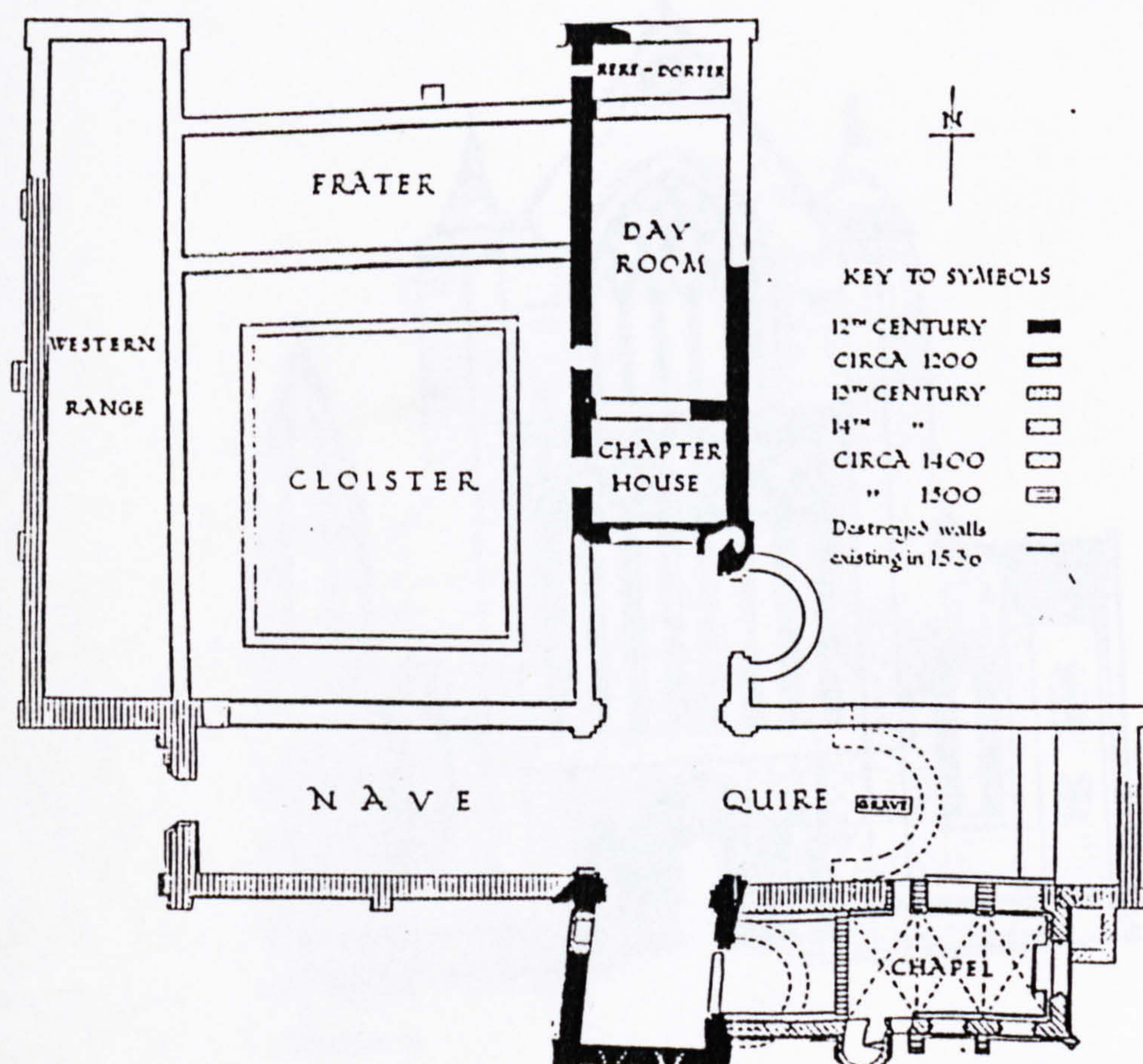


Figure 4

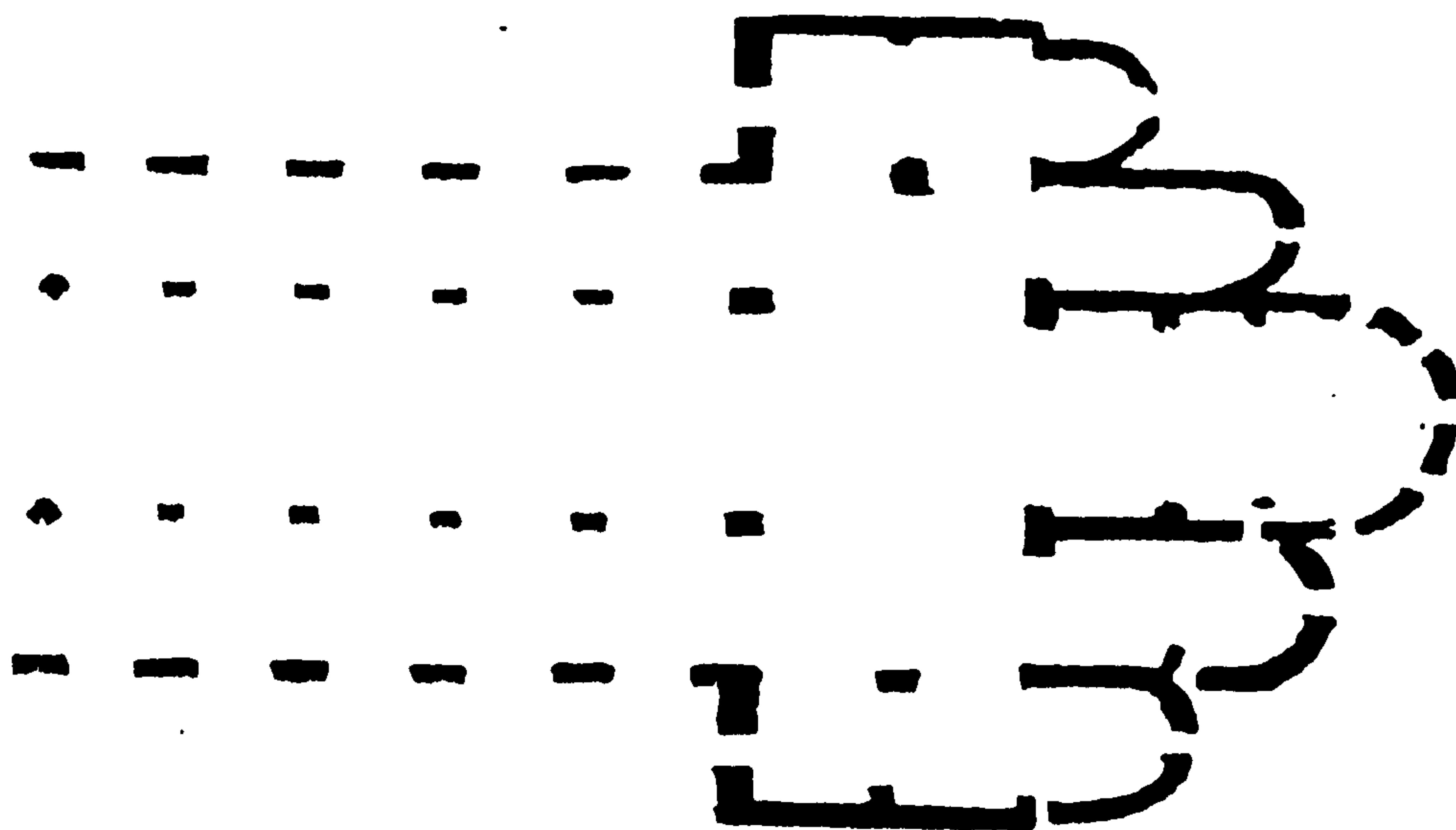


Figure 5




Figure 6




Figure 7a

Figure 7c




Figure 7b

33





Figure 7a

Figure 7c



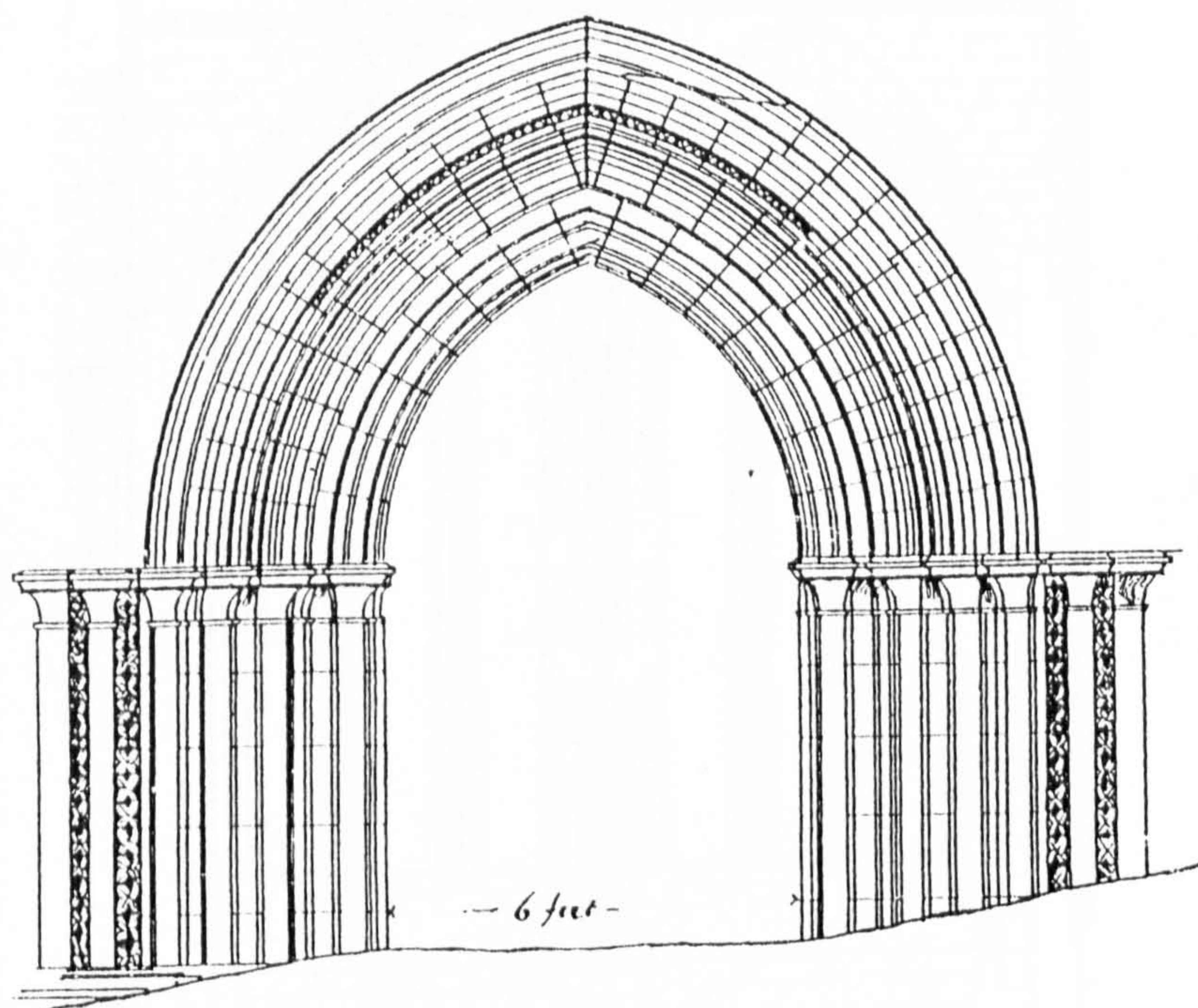


Figure 8




Figure 9a

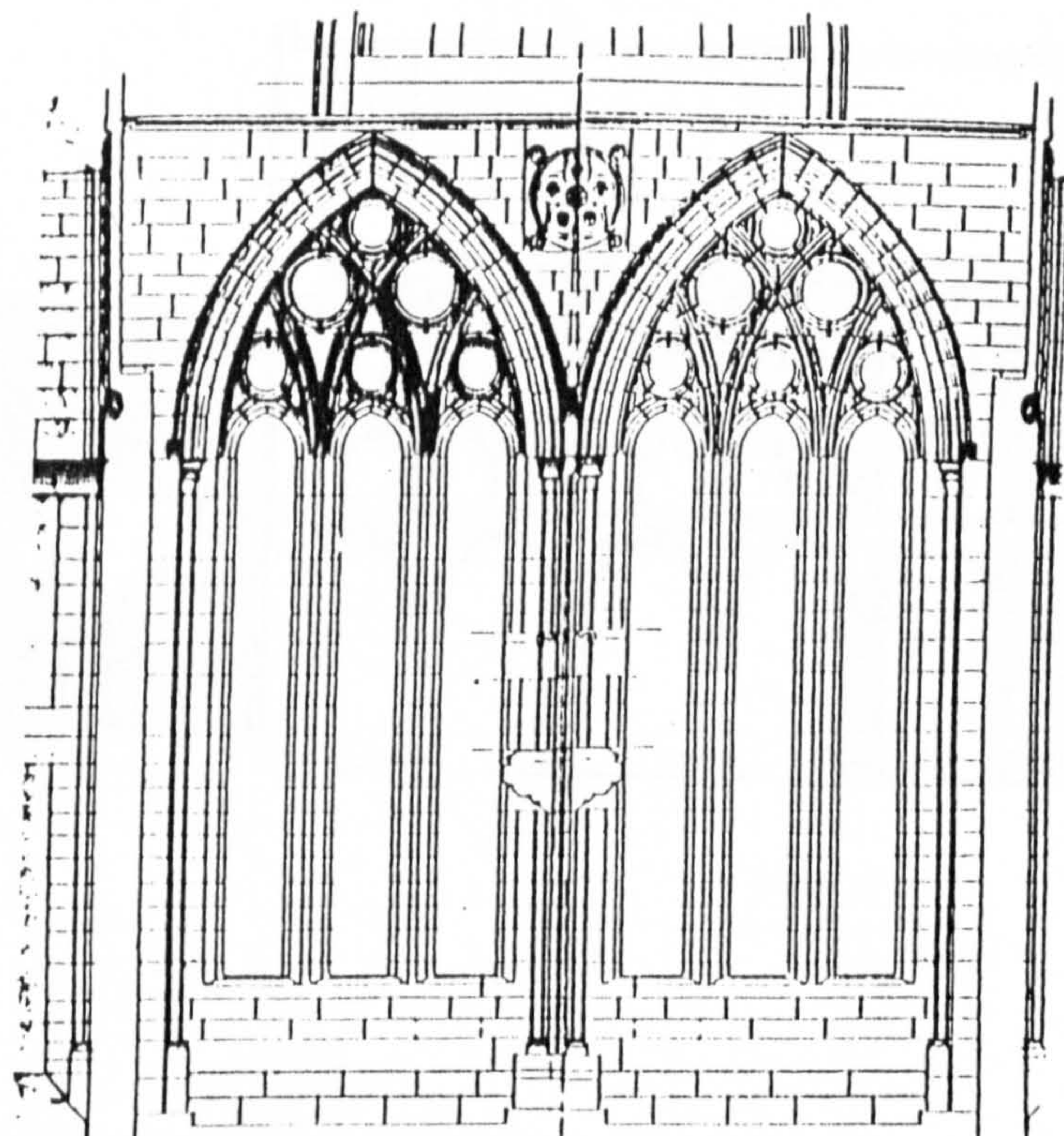


Figure 9b




Figure 10




Figure 11




Figure 12

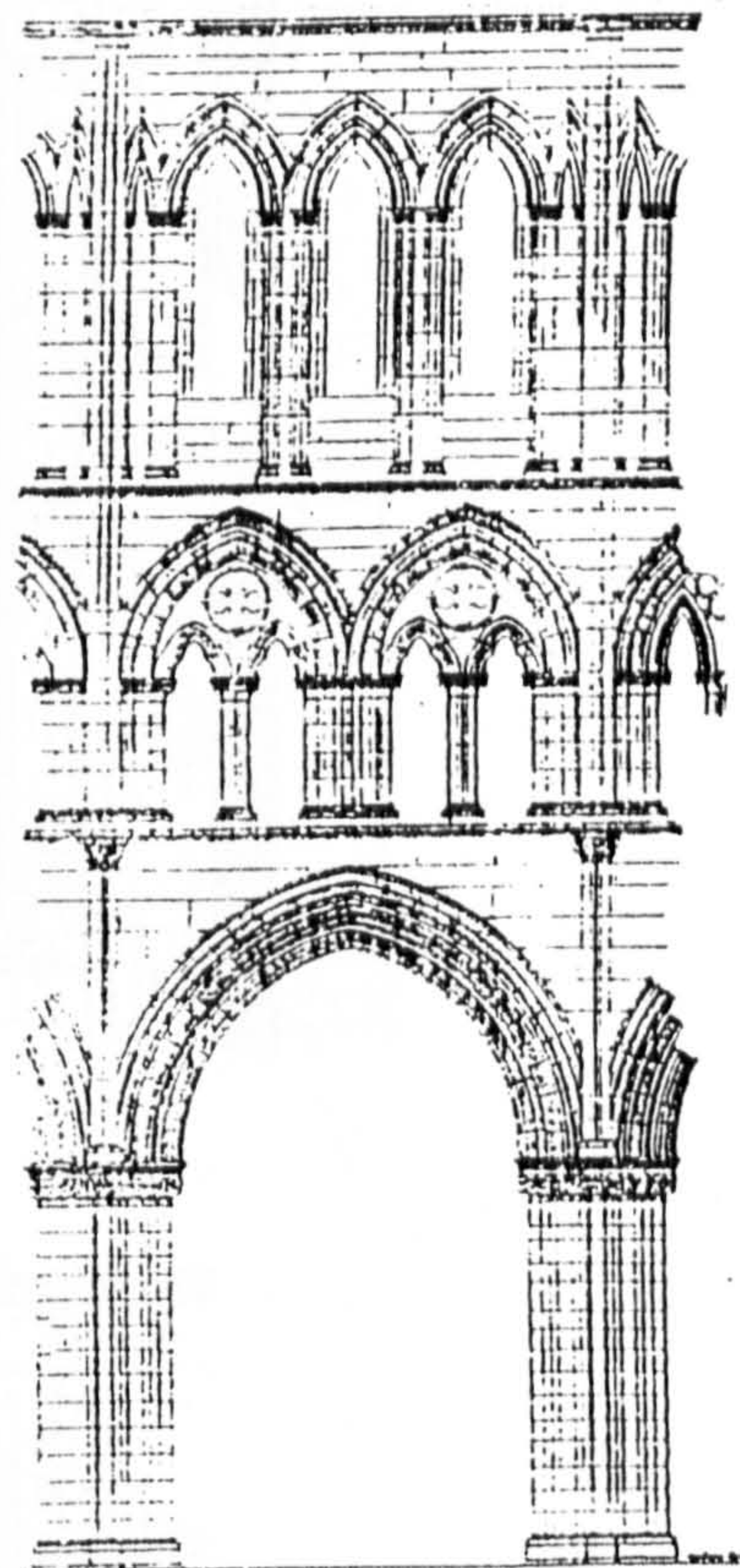


Figure 13




figure 14a




Figure 15




Figure 16




Figure 14a

Figure 14b




Figure 15




Figure 16

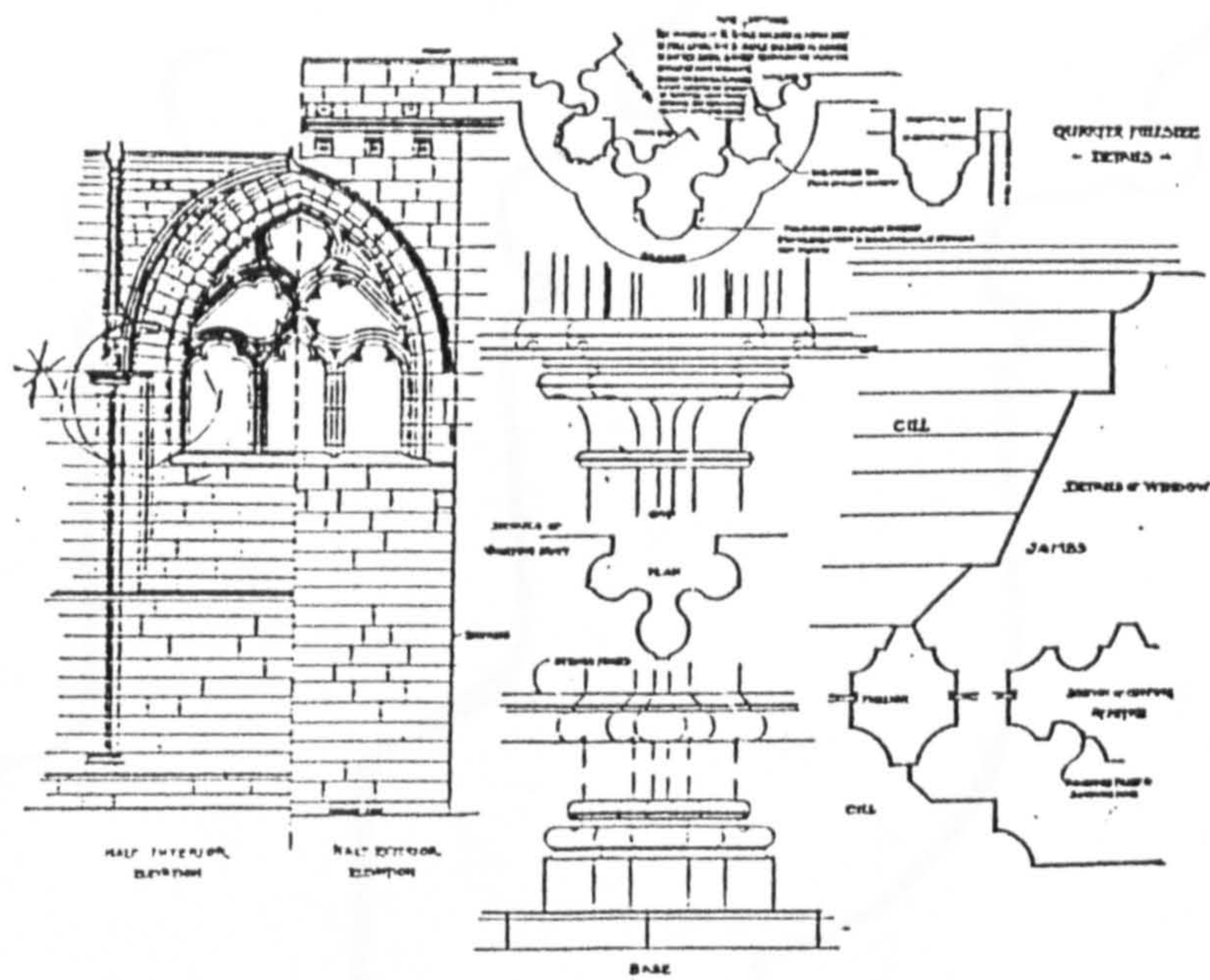


Figure 17

Figure 18a

[1]

[11]

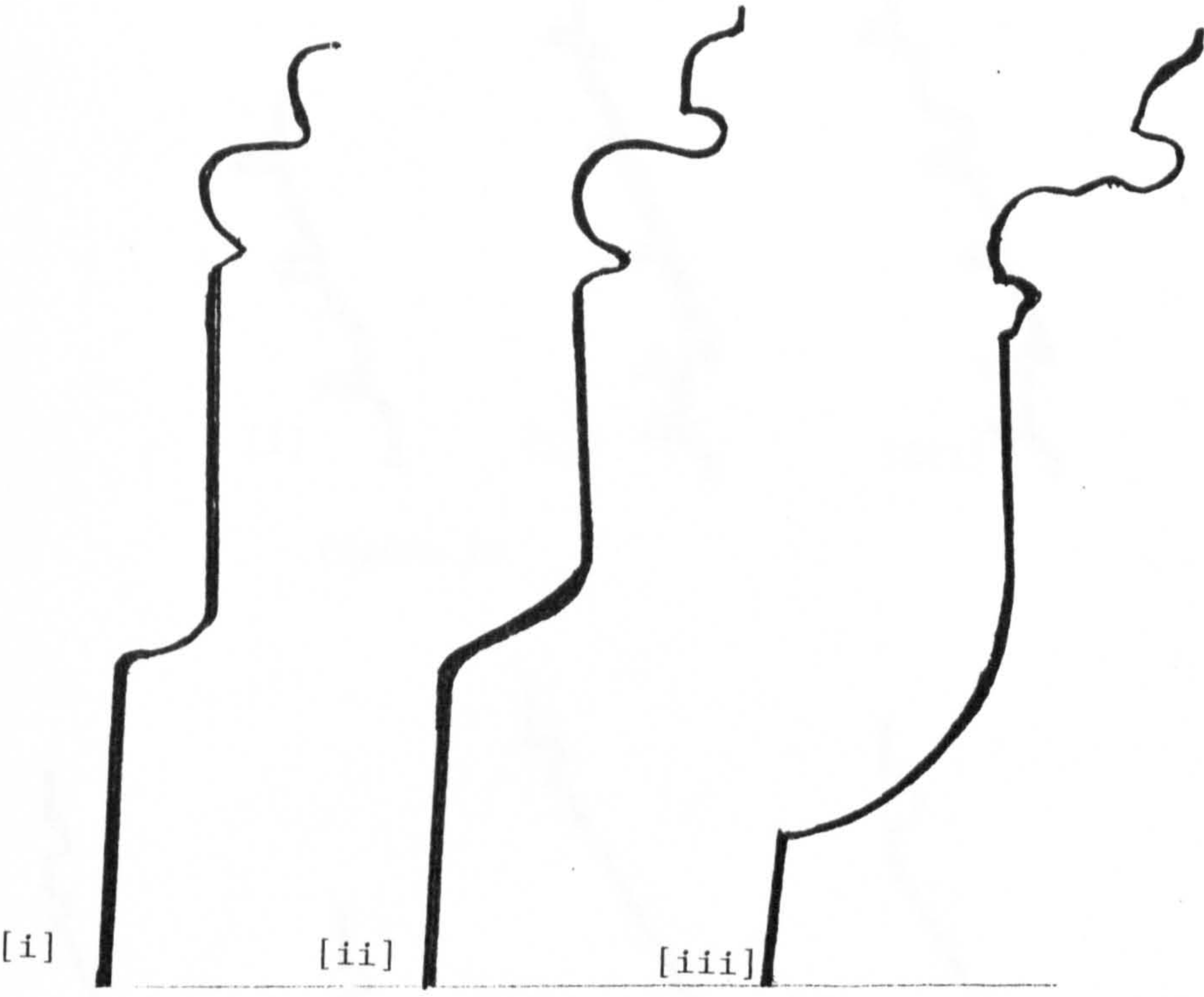


Figure 18b

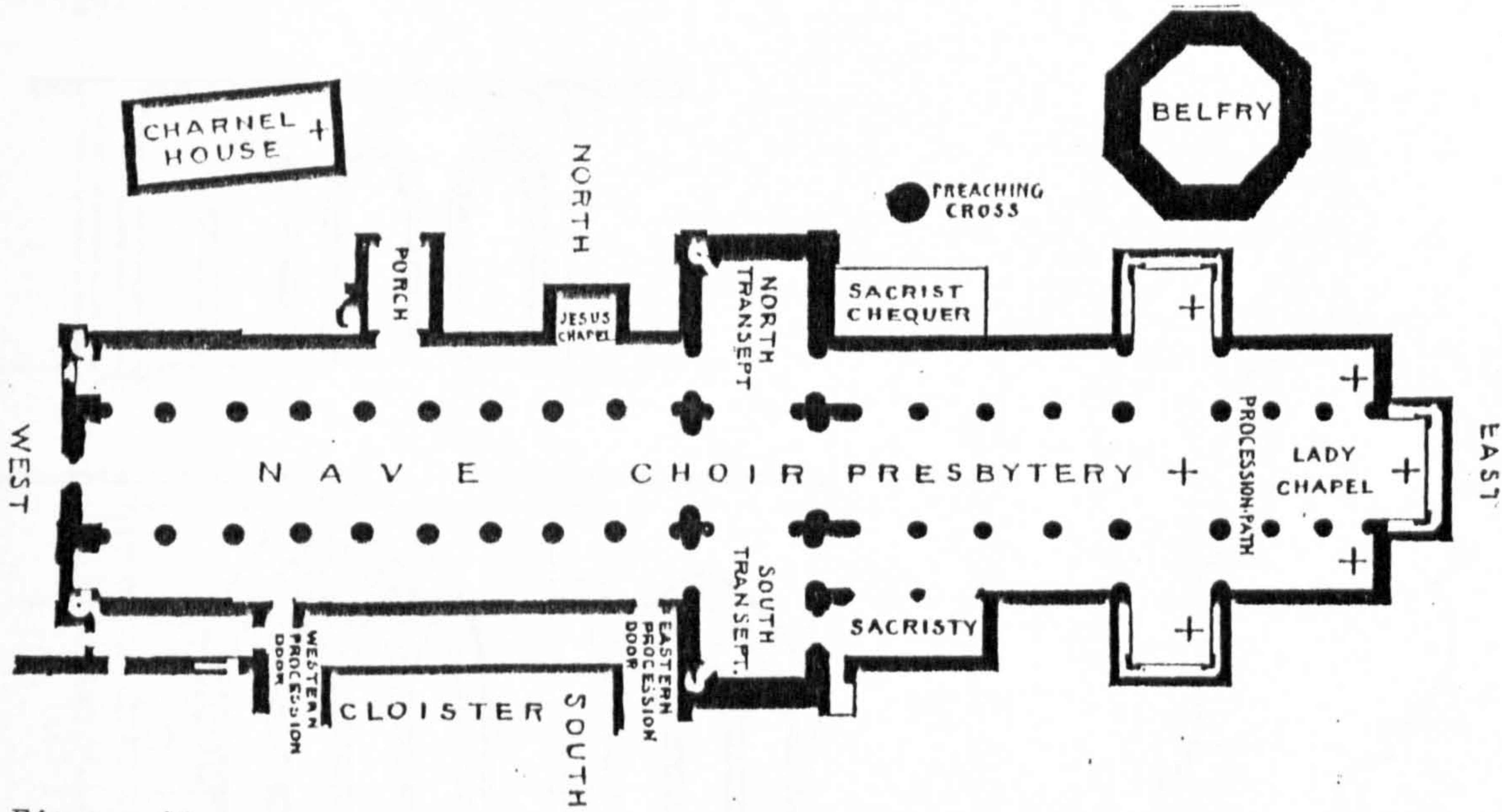


Figure 19

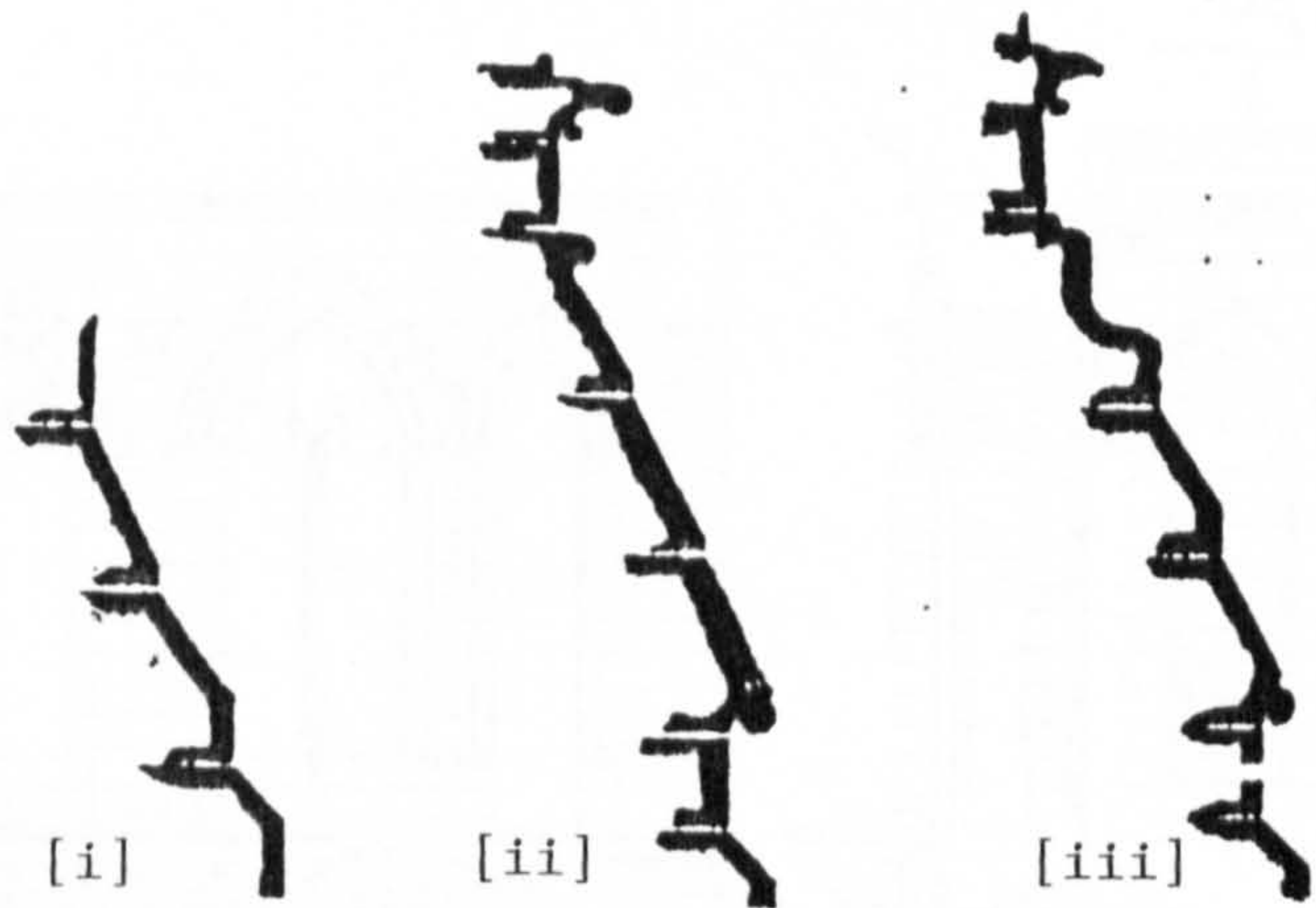


Figure 20

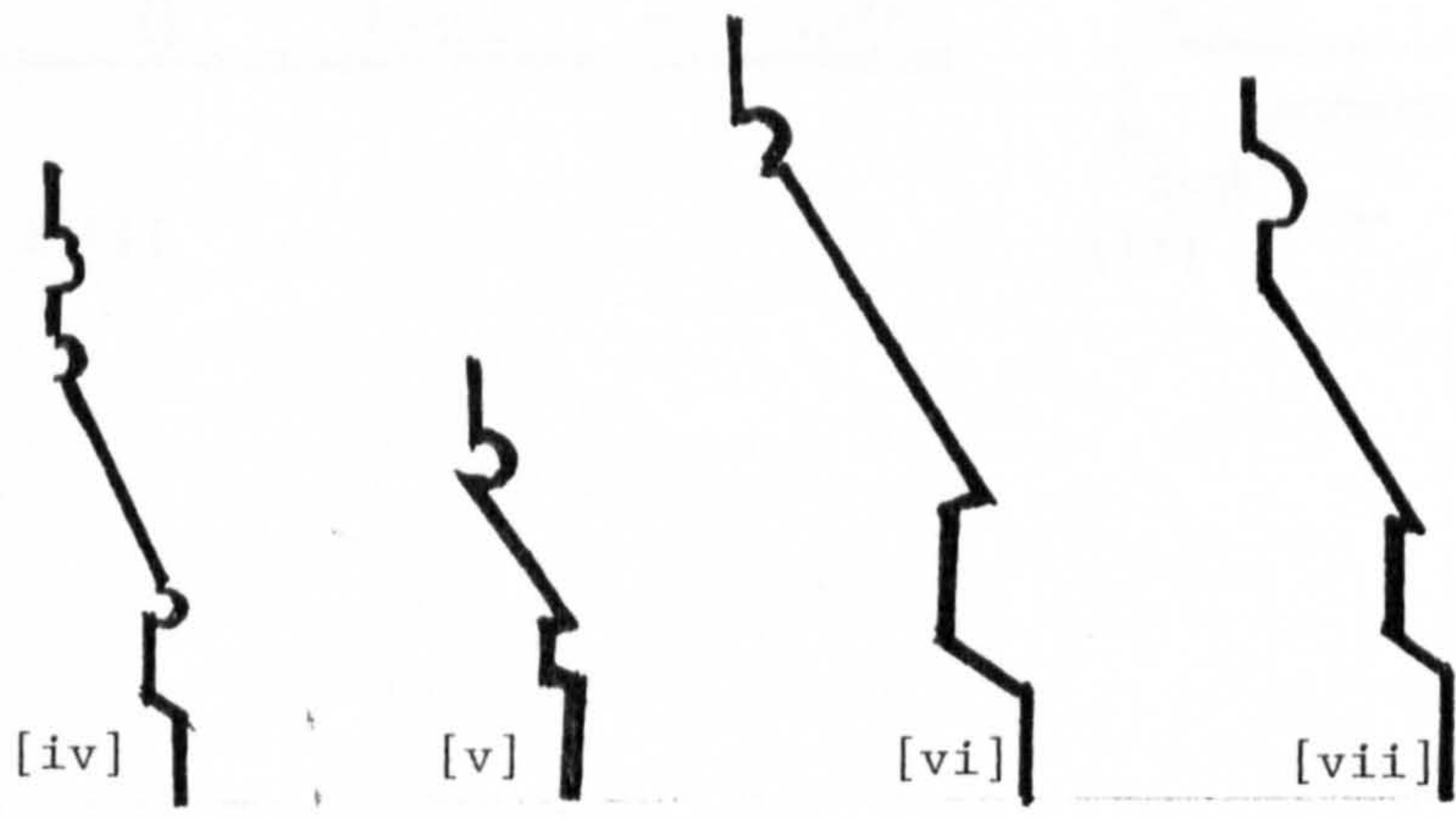


Figure 21

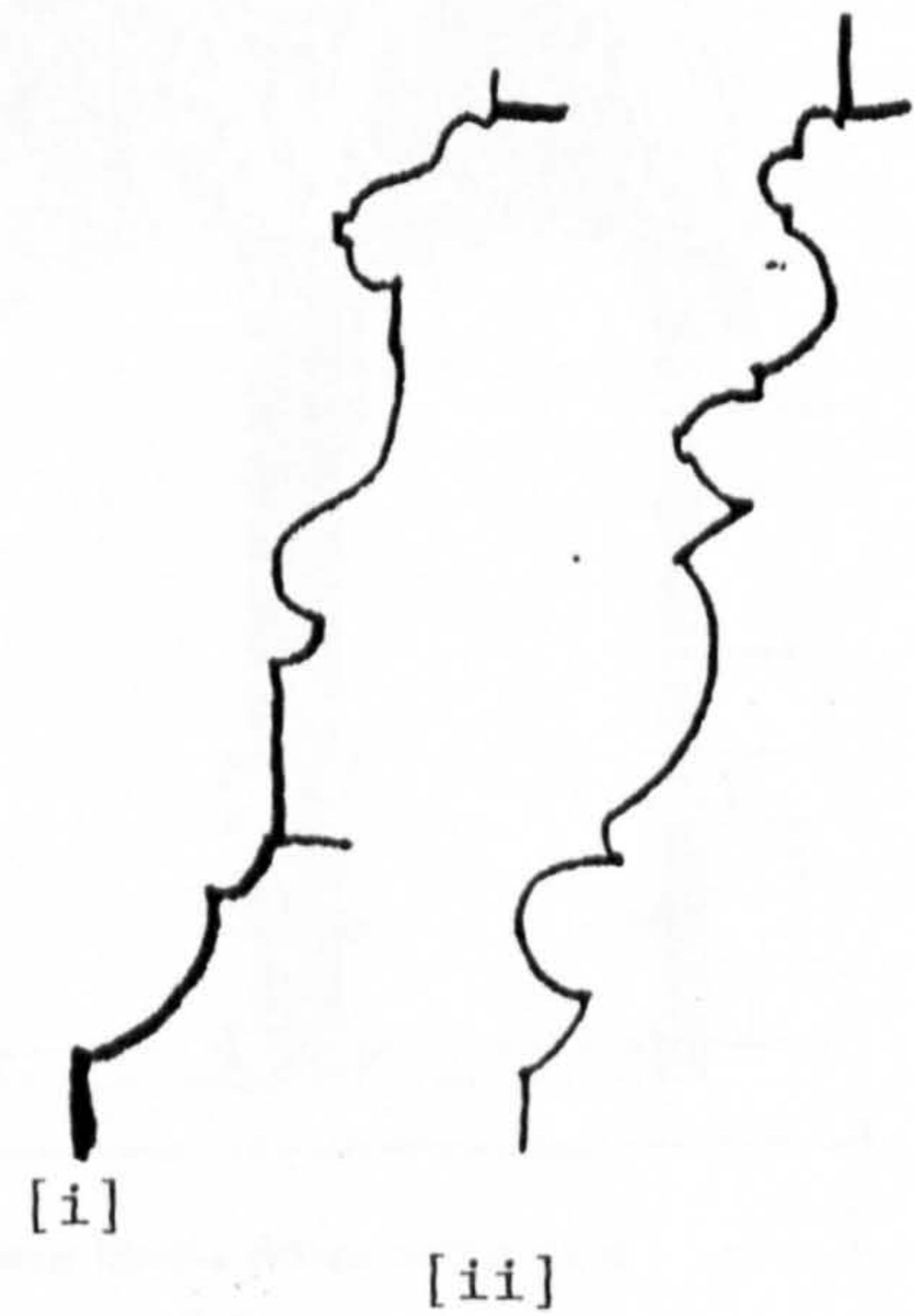



Figure 22




Figure 23[i]

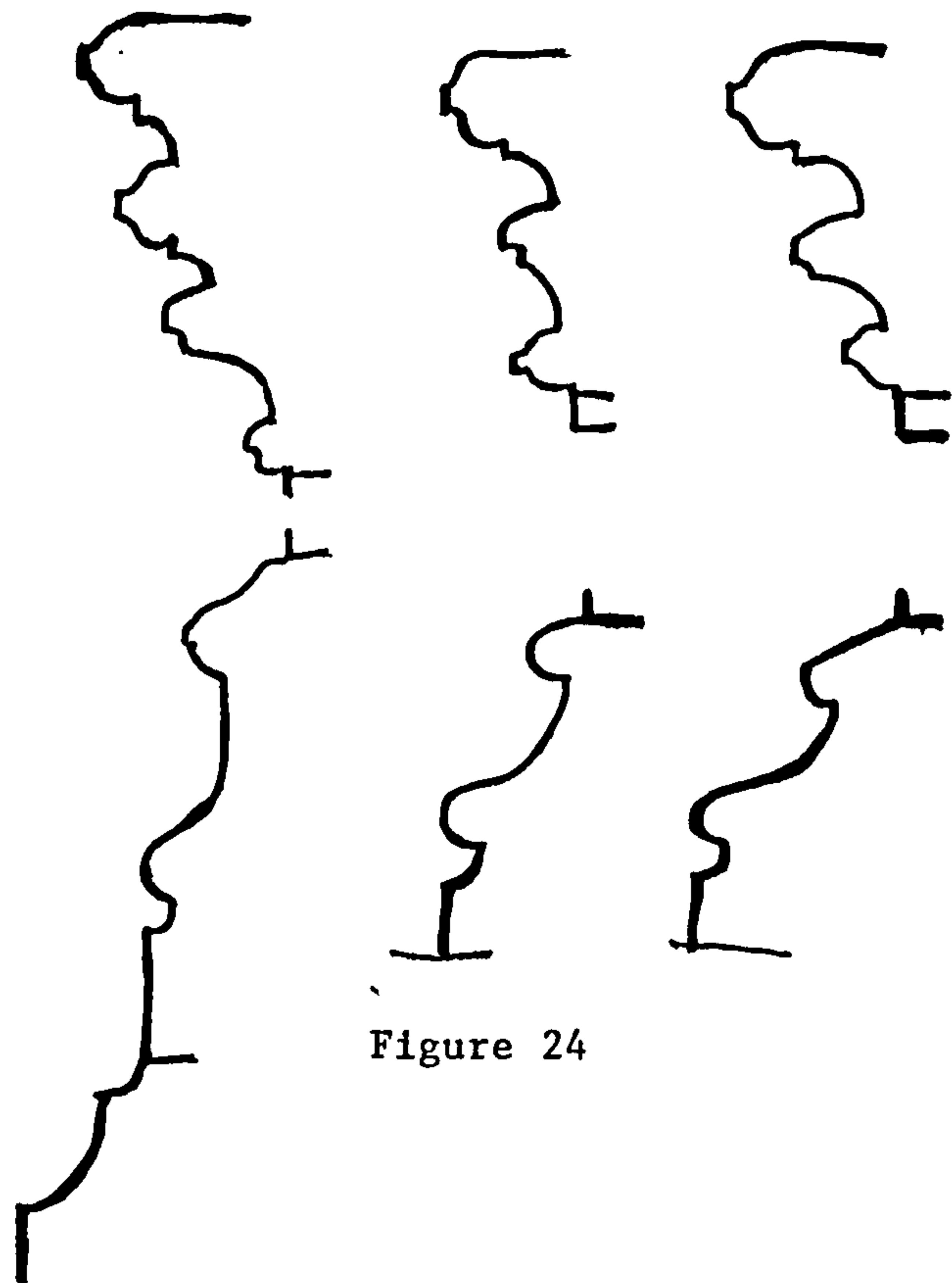
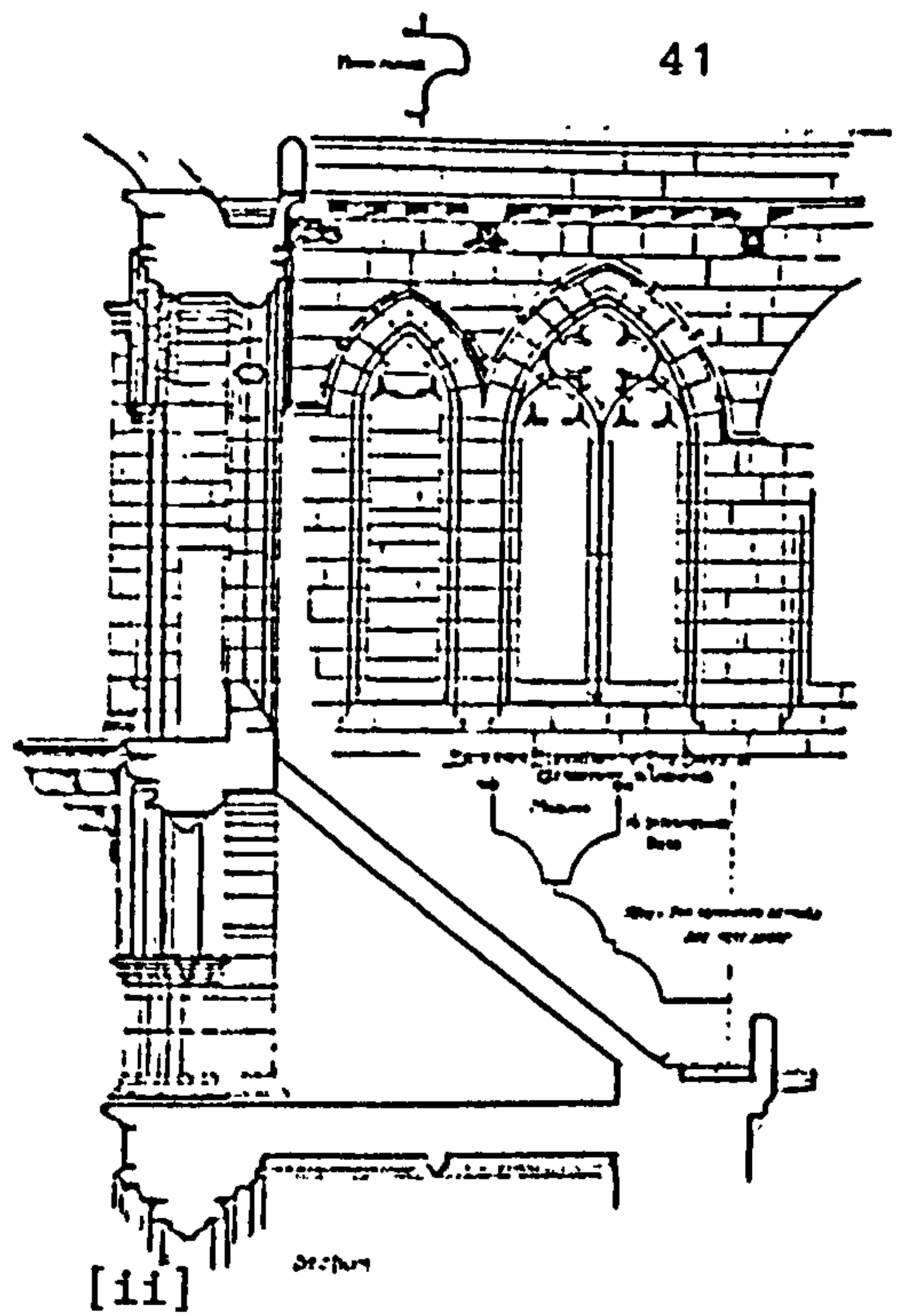


Figure 24

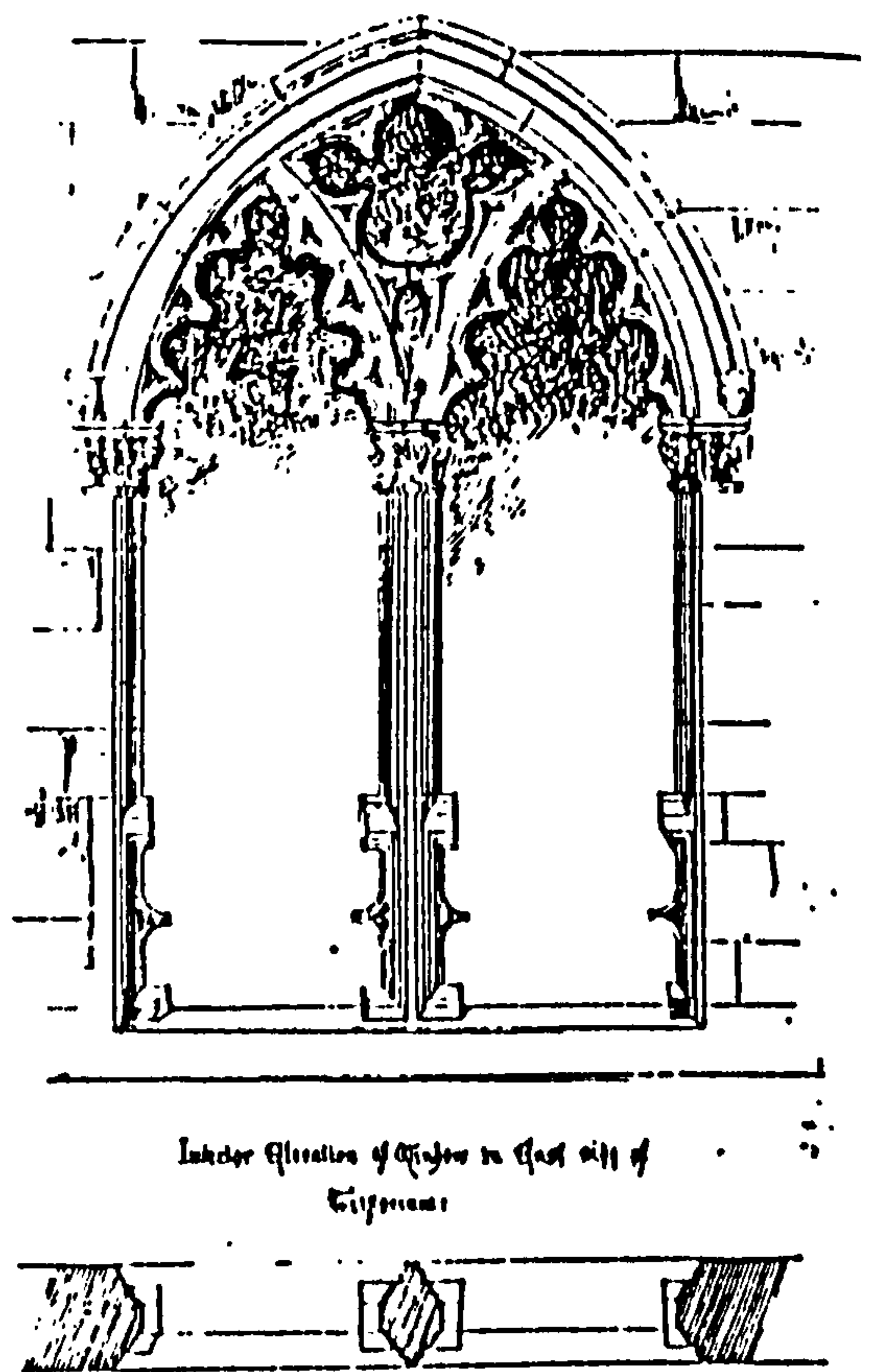


Figure 25

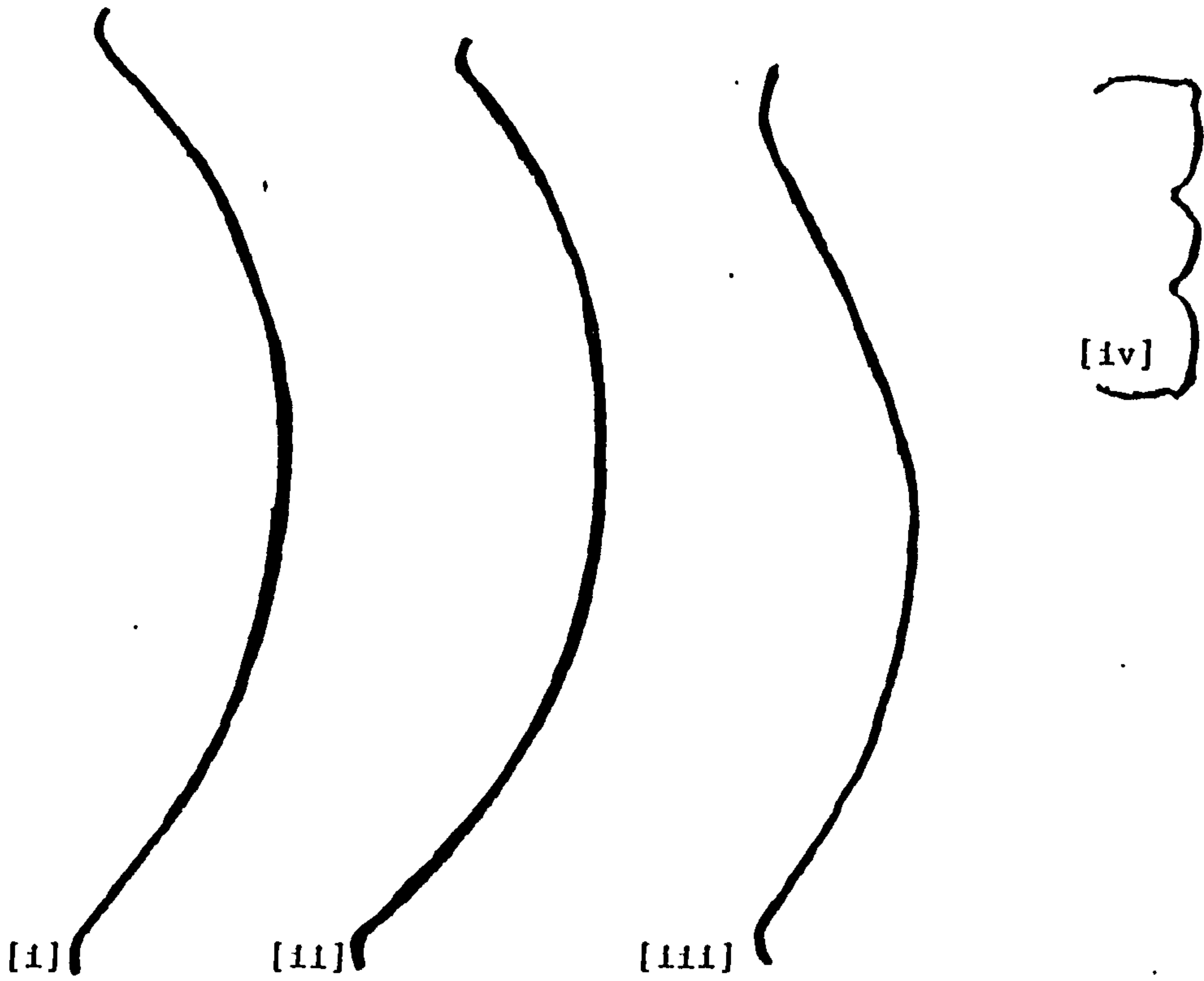


Figure 26




Figure 27a




Figure 27b

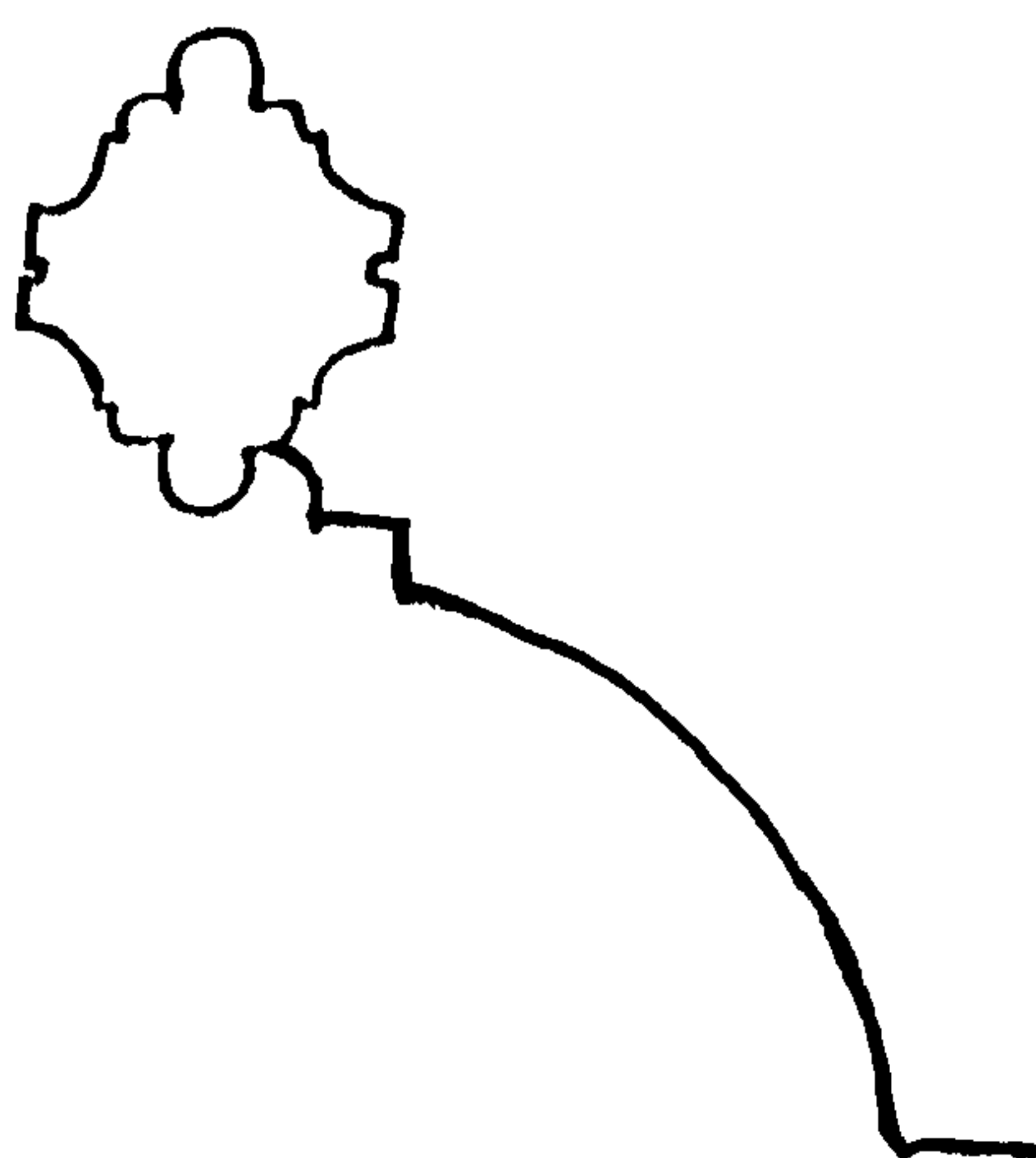
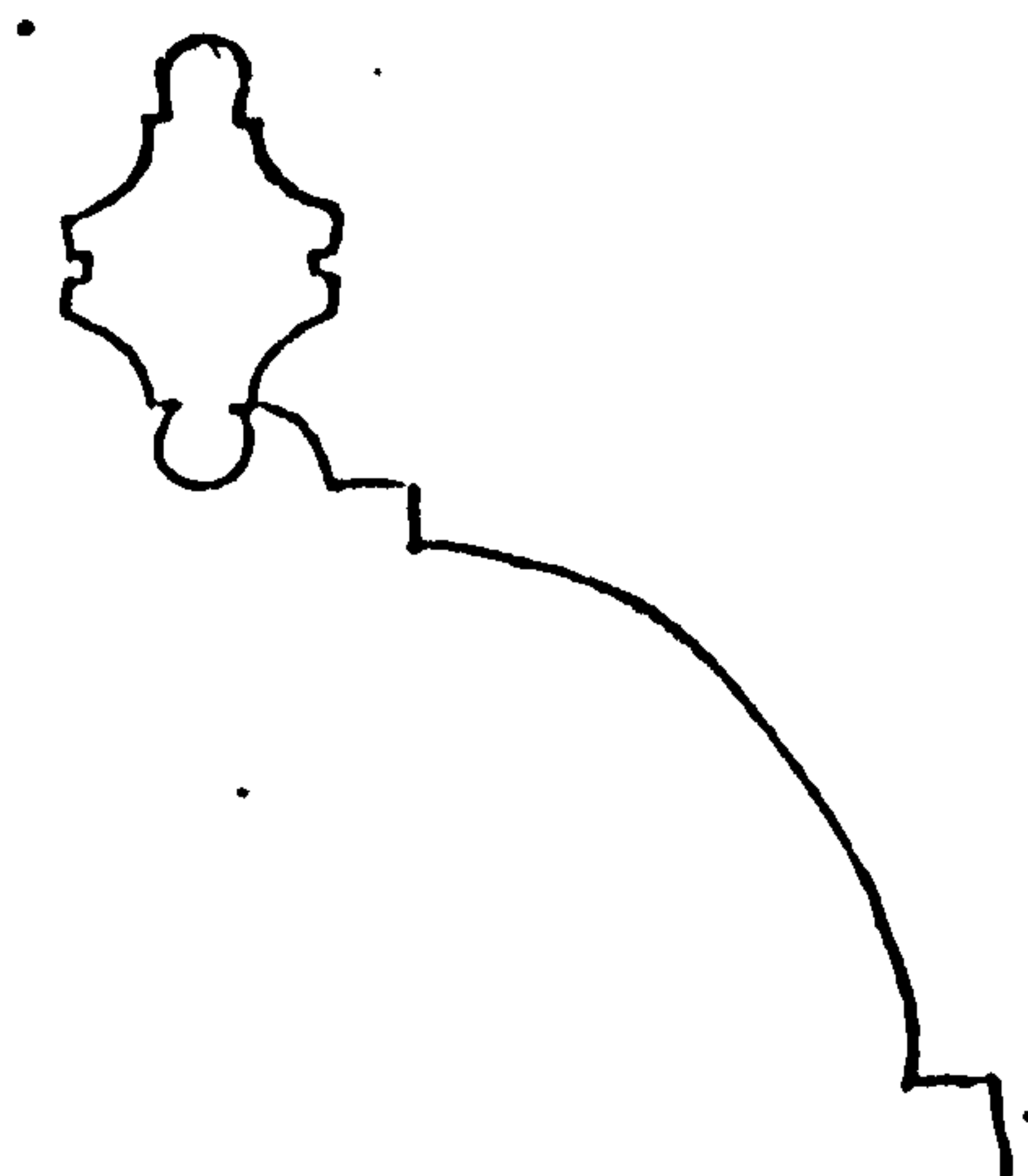



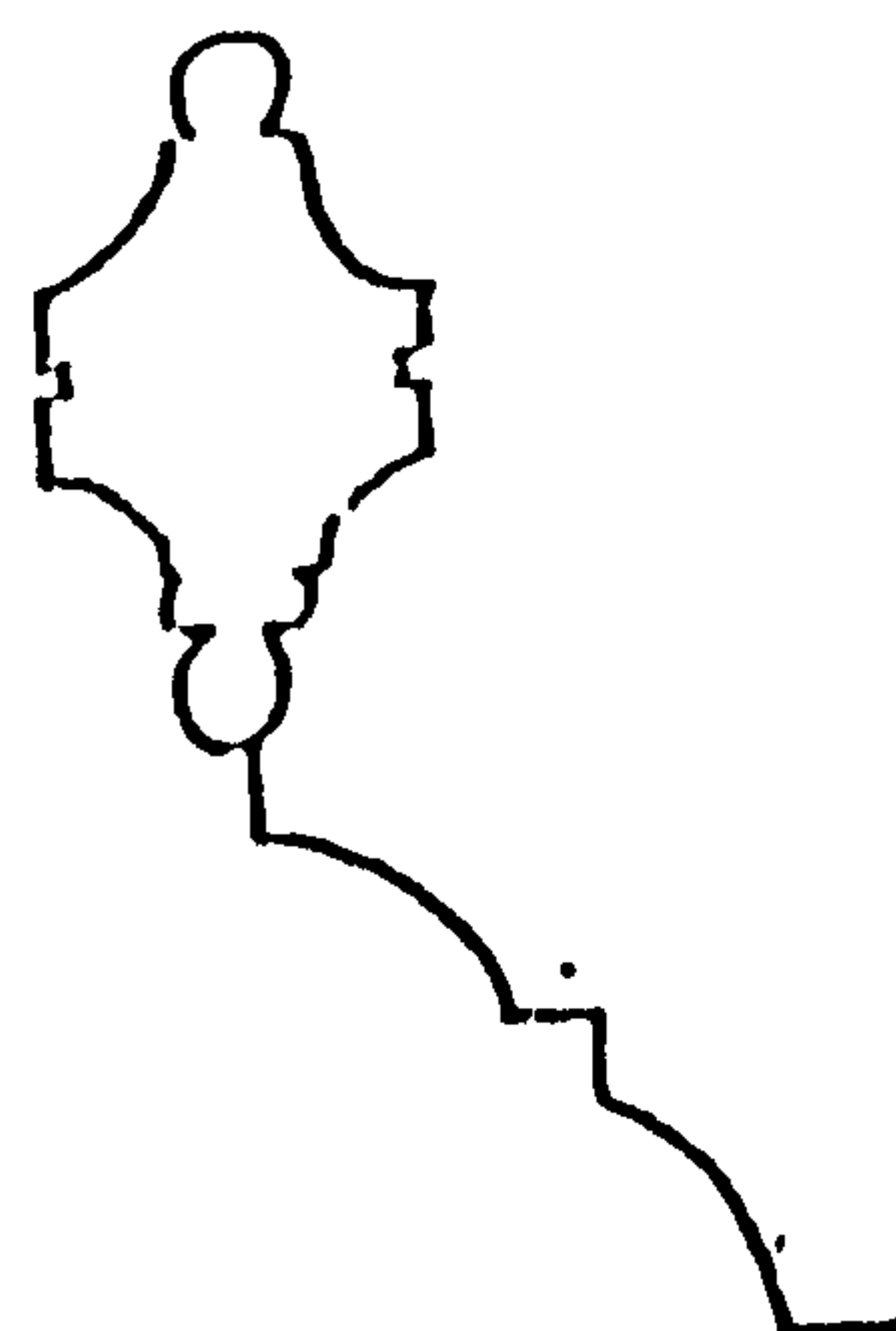
Figure 28a [i]



[ii]



[iii]



[iv]




Figure 28b [i]



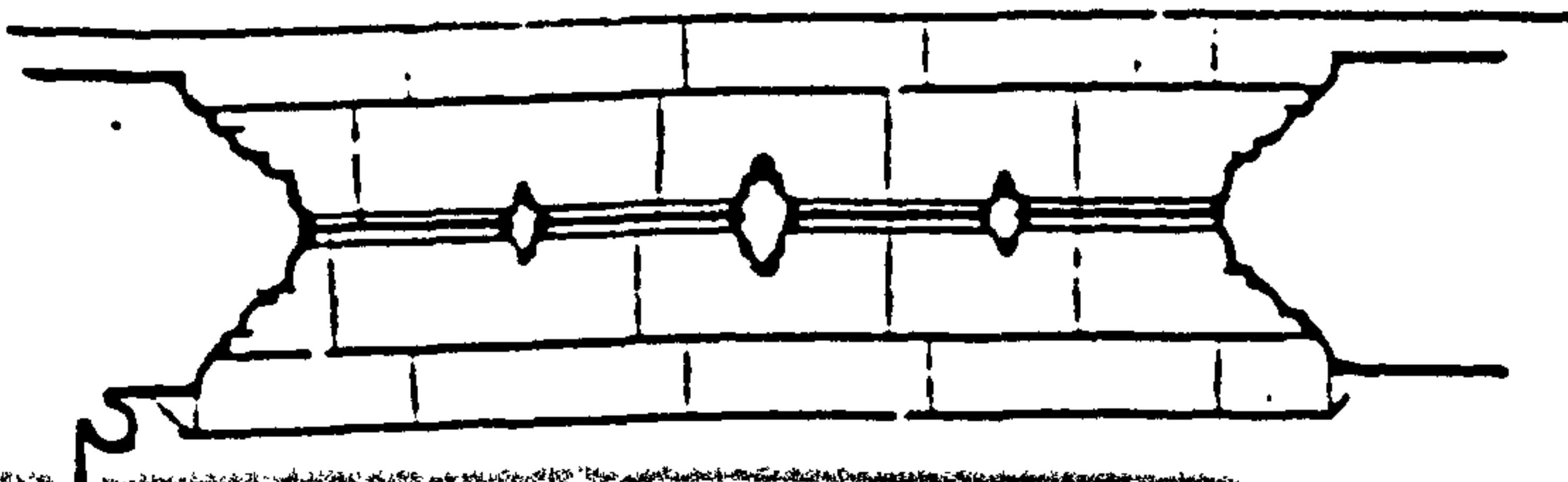
[ii]

Figure 30b



EXTERIOR ELEVATION

INTERIOR ELEVATION



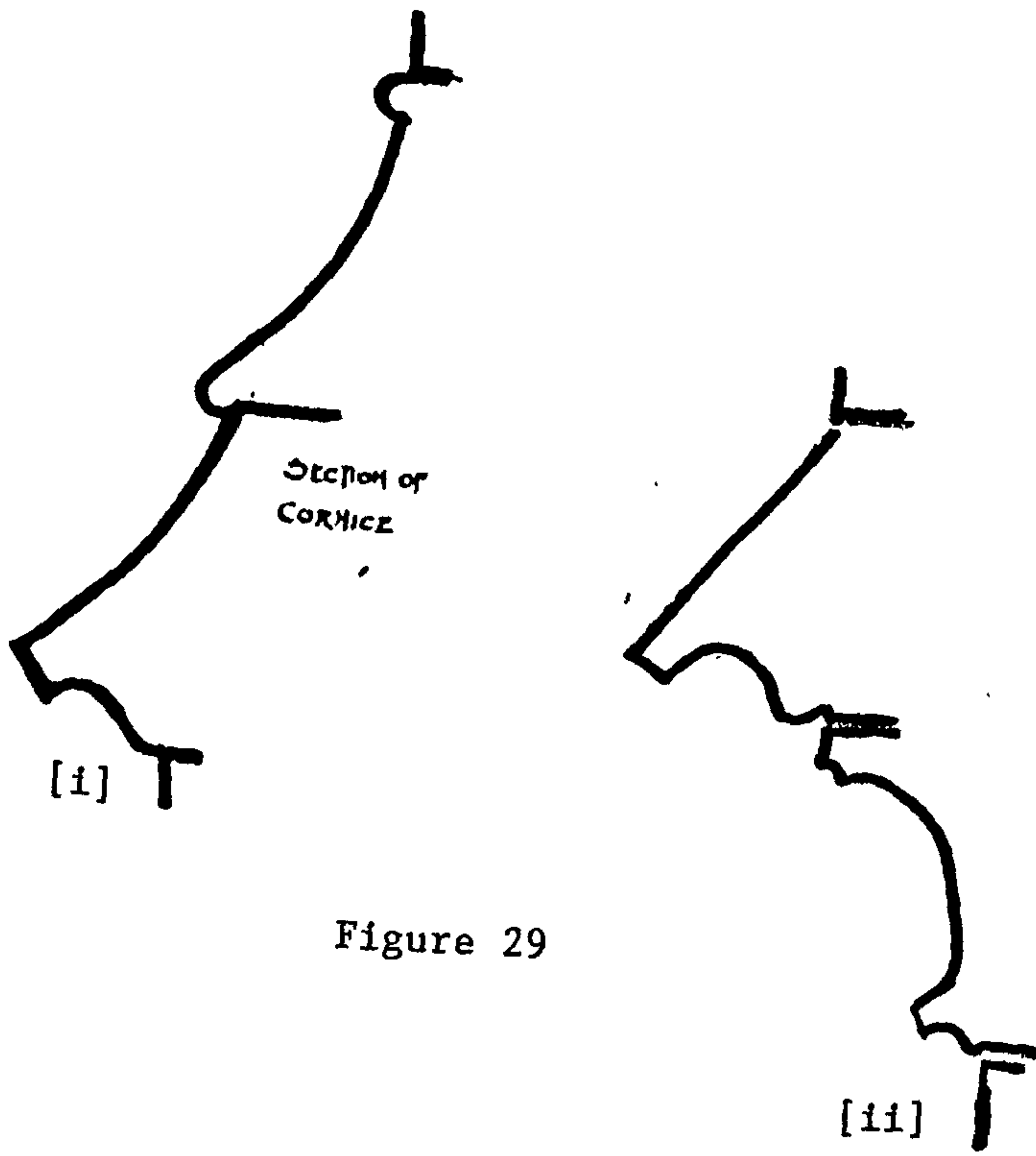


Figure 29




Figure 31

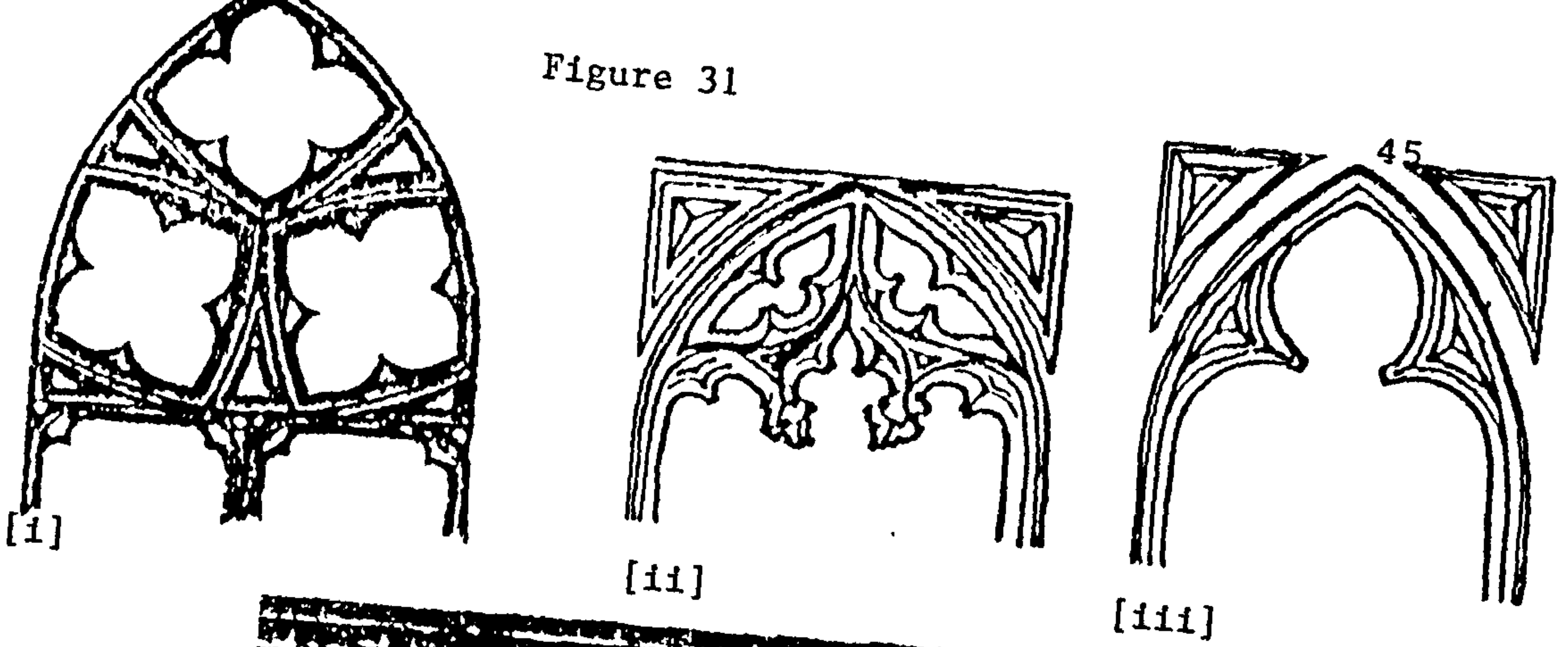


Figure 32




Figure 31


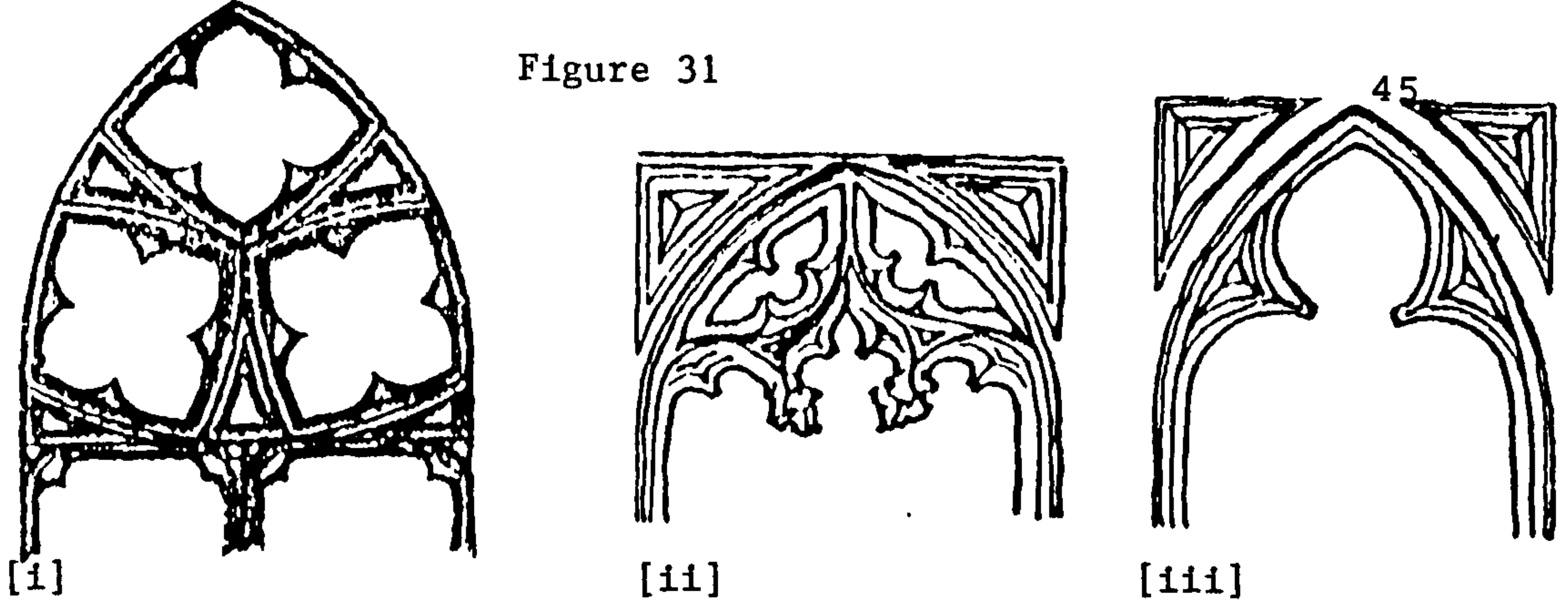


Figure 32

Figure 33a




Figure 33b




Figure 33c




Figure 34




Figure 36

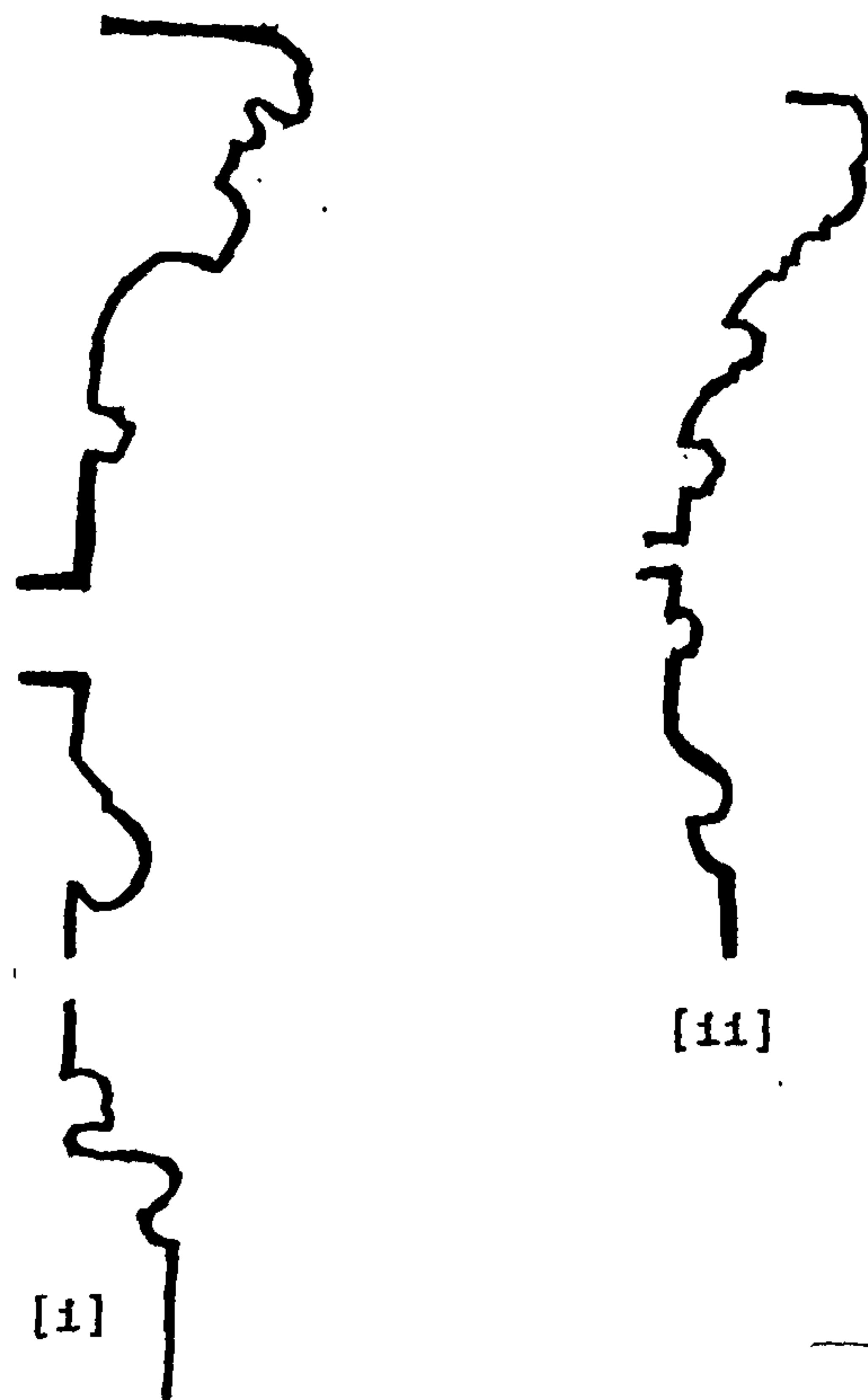


Figure 37

[1]

[11]




Figure 38




Figure 39





Figure 40a



40b




Figure 41

- A 'The Relief Altar'
 B Ambrosia for Relief and Jeanine
 constructed by Prier Maldenstone
 C 'La Douglas Lady'
 D The Principal Image of St Andrew
 E Sedilia
 F Archbishop's Throne
 G Canons' Stalls
 H Choir Lectern
 I Pulpitum
 J Cathedral Well
 K East Door from Cloister
 L North Annex, possibly Consistory House
 M West Door from Cloister
 N The North Door
 O West Door and Gallies Porch

- a Tomb of Archbishop James Stewart (1404)
 b Tomb of Bishop Henry Wardlaw (1440)
 c Tomb of Prier James Maldenstone (1444)
 d Tomb of Bishop-Elect William Roll (1447)
 e Tomb of Archbishop William Schewer (1407)
 f-g Tombs of Archbishops Andrew Forman (1481)
 and James Beaton (1530)
 h Tomb of Bishop Gemellin (1271)
 i Heart-Burial of Bishop William Fraser (1279)
 j Tomb of Bishop William Lamberton (1324)
 k Tomb of Bishop Walter Trail
 l-m Tombs of Bishops William Malveisin (1274),
 Abel de Gullane (1254) and William Wishart (1279)
 n Tomb of Bishop William de Landellie (1194)

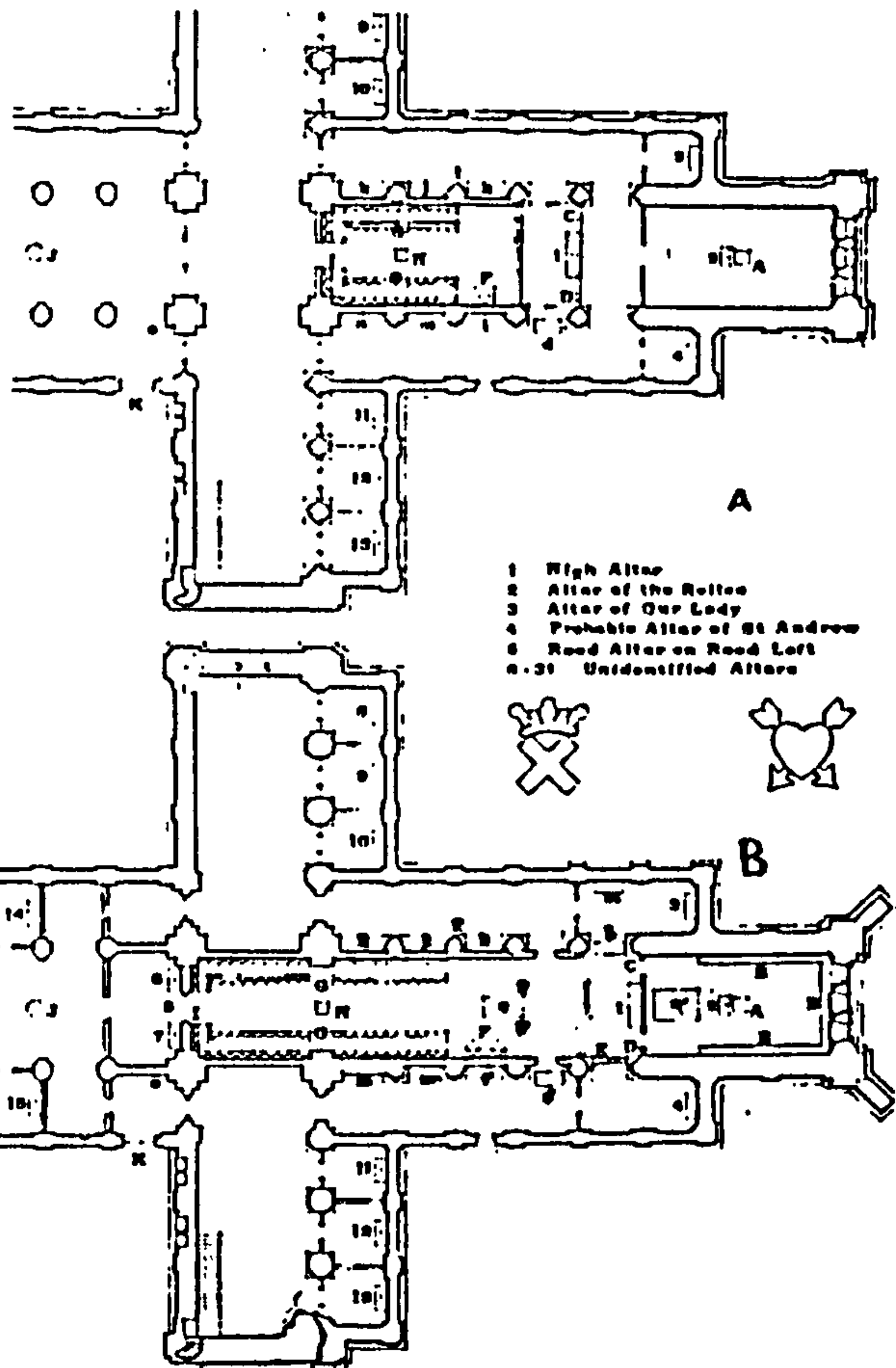


Figure 42




Figure 43a

ELEVATION



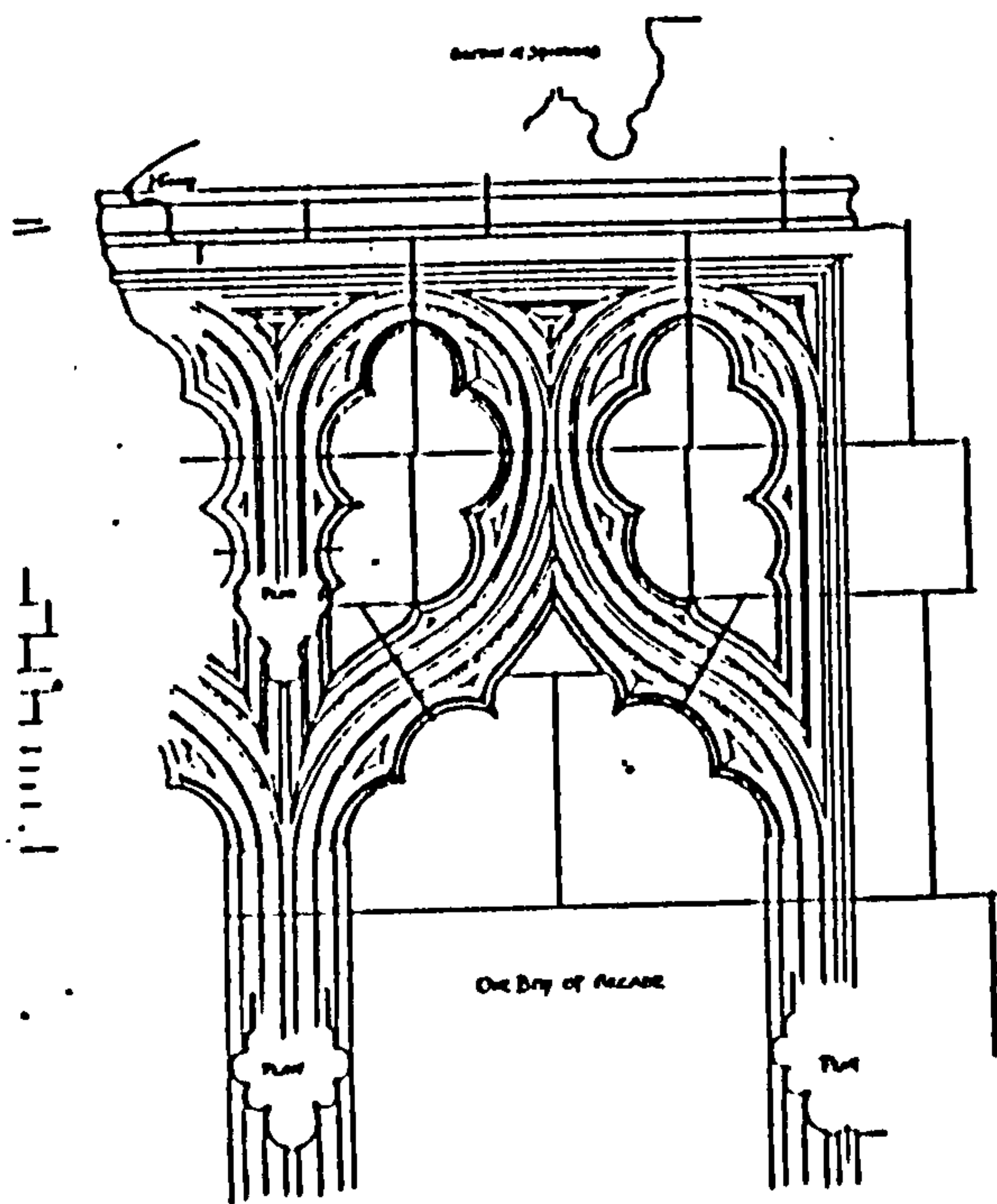


Figure 43b

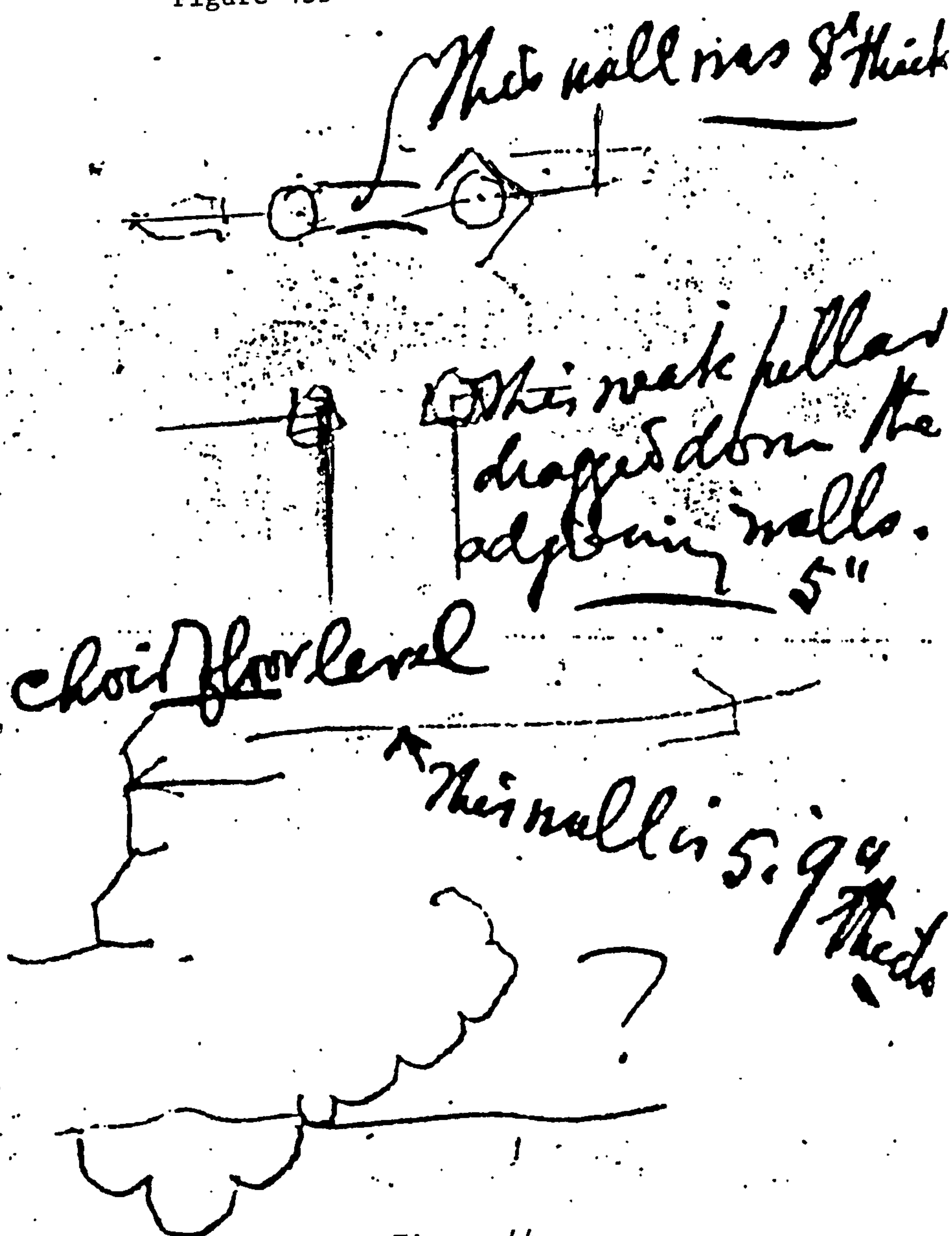


Figure 44

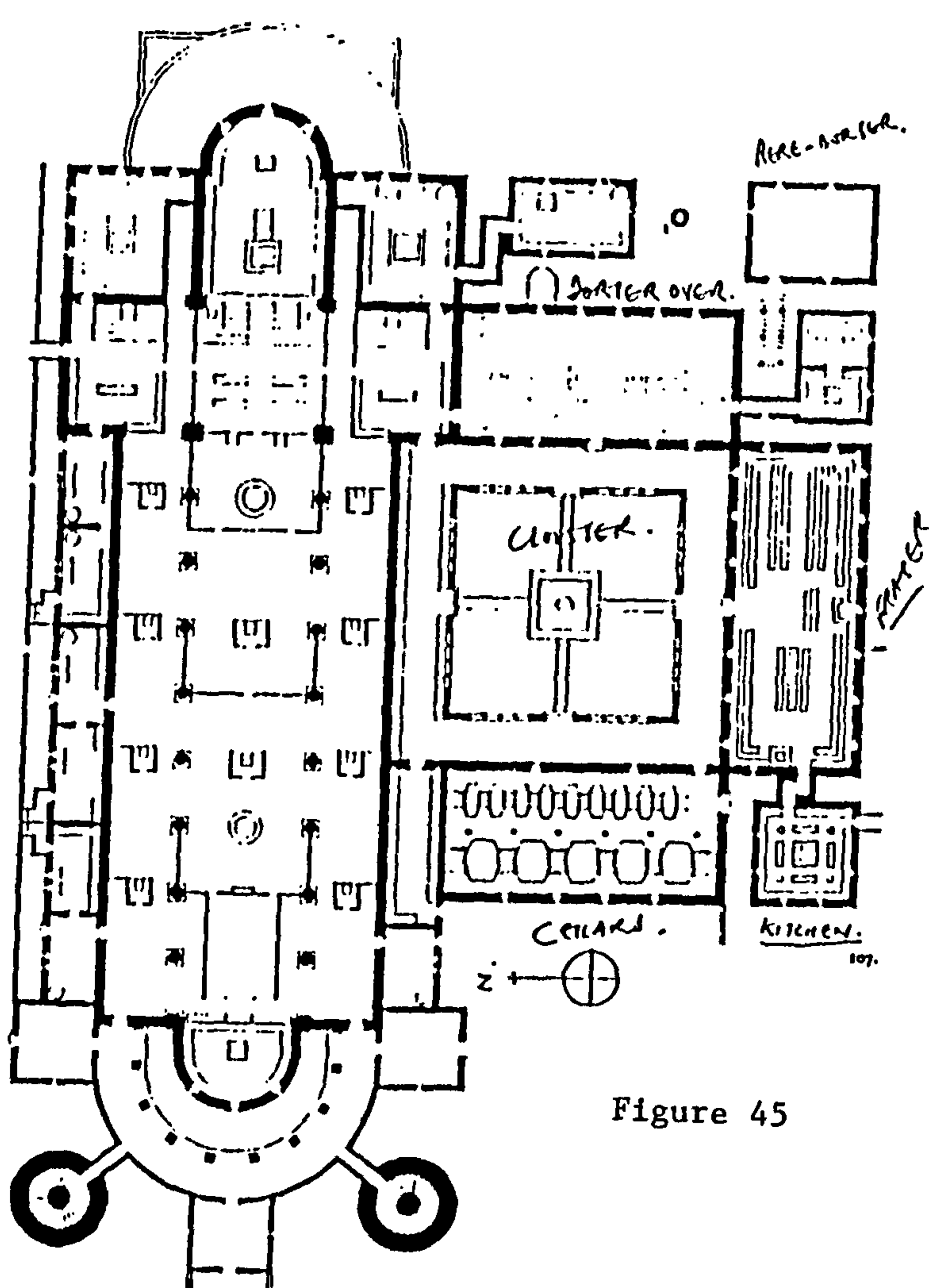


Figure 45

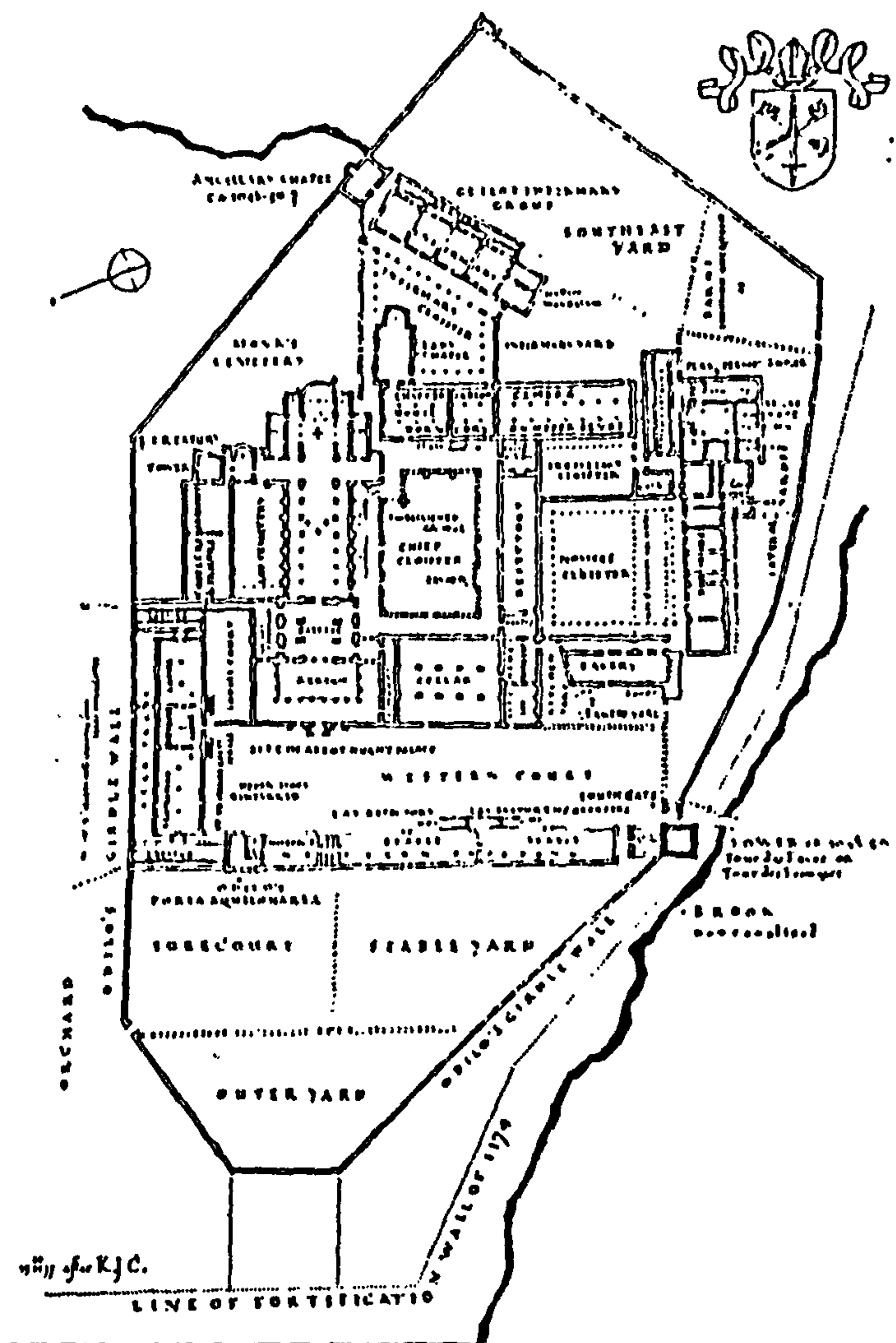


Figure 46

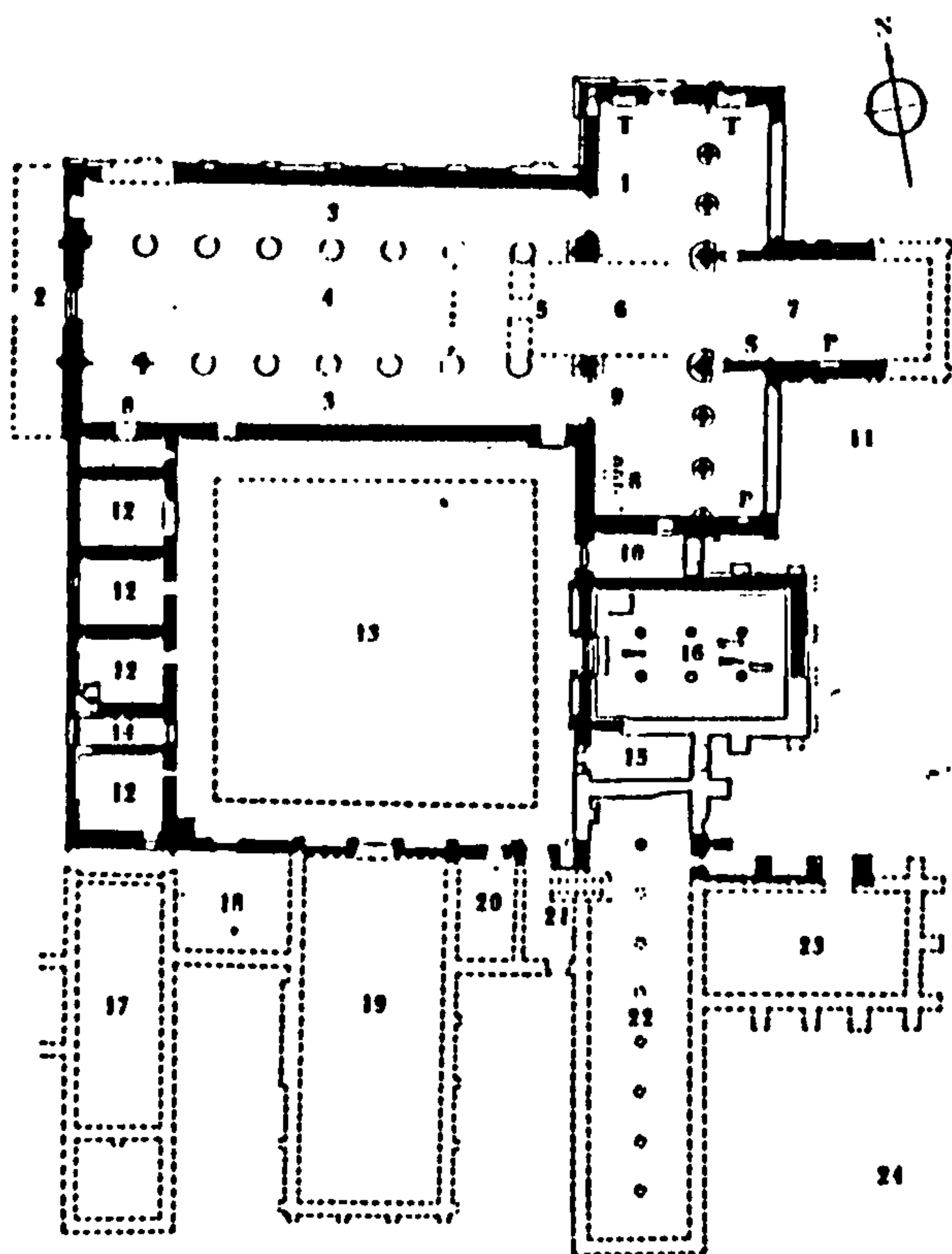


Figure 47

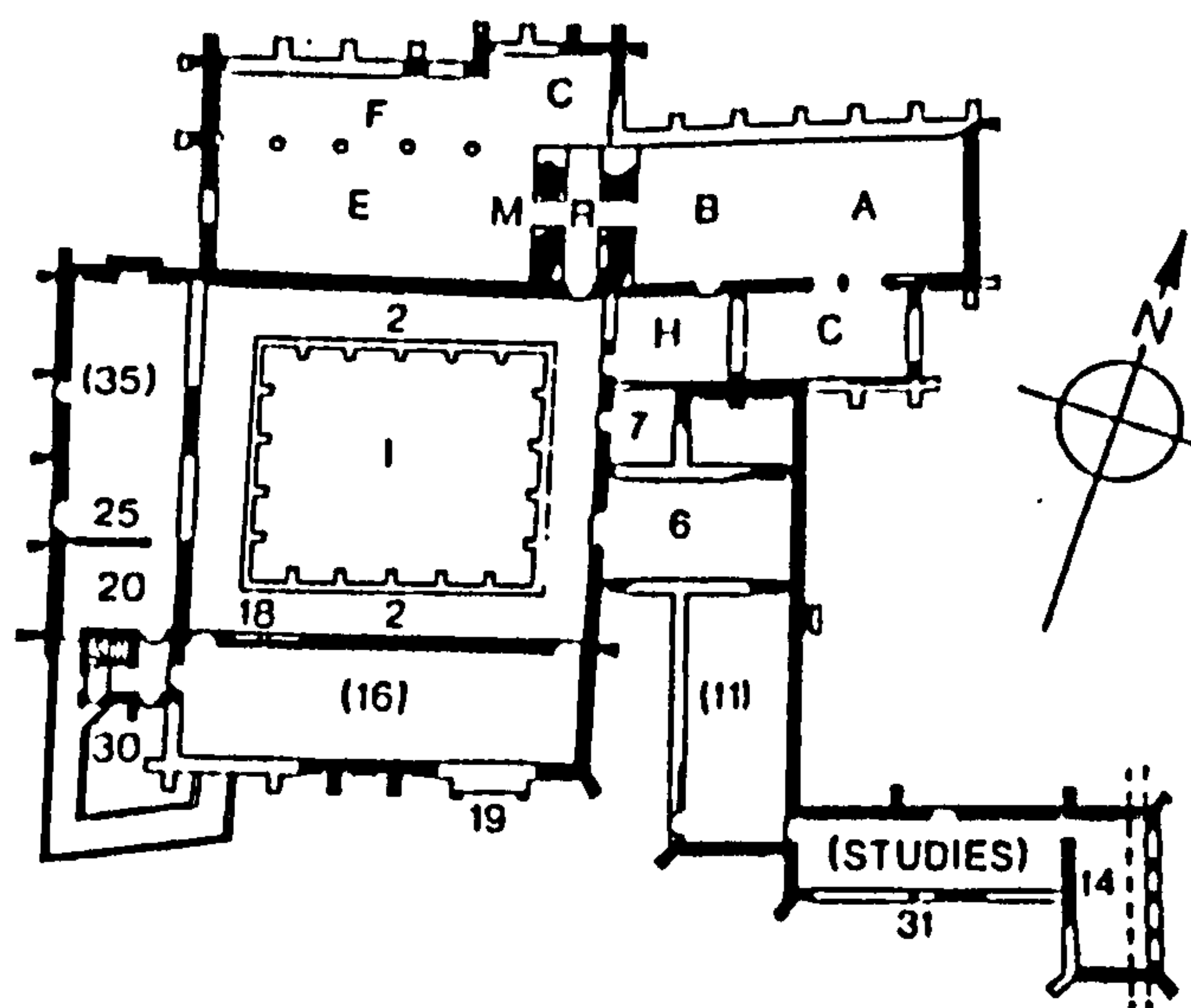


Figure 48

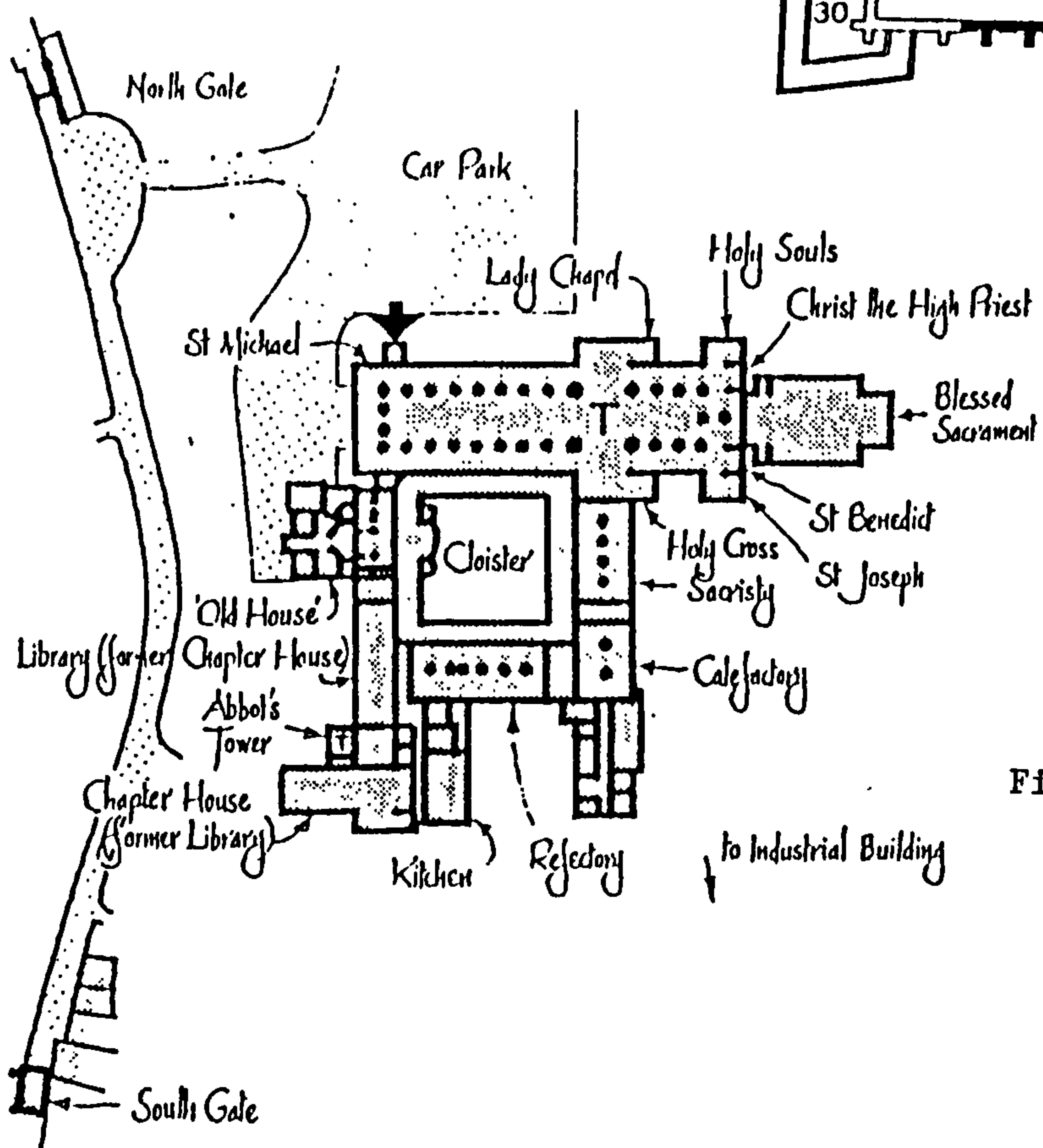


Figure 49

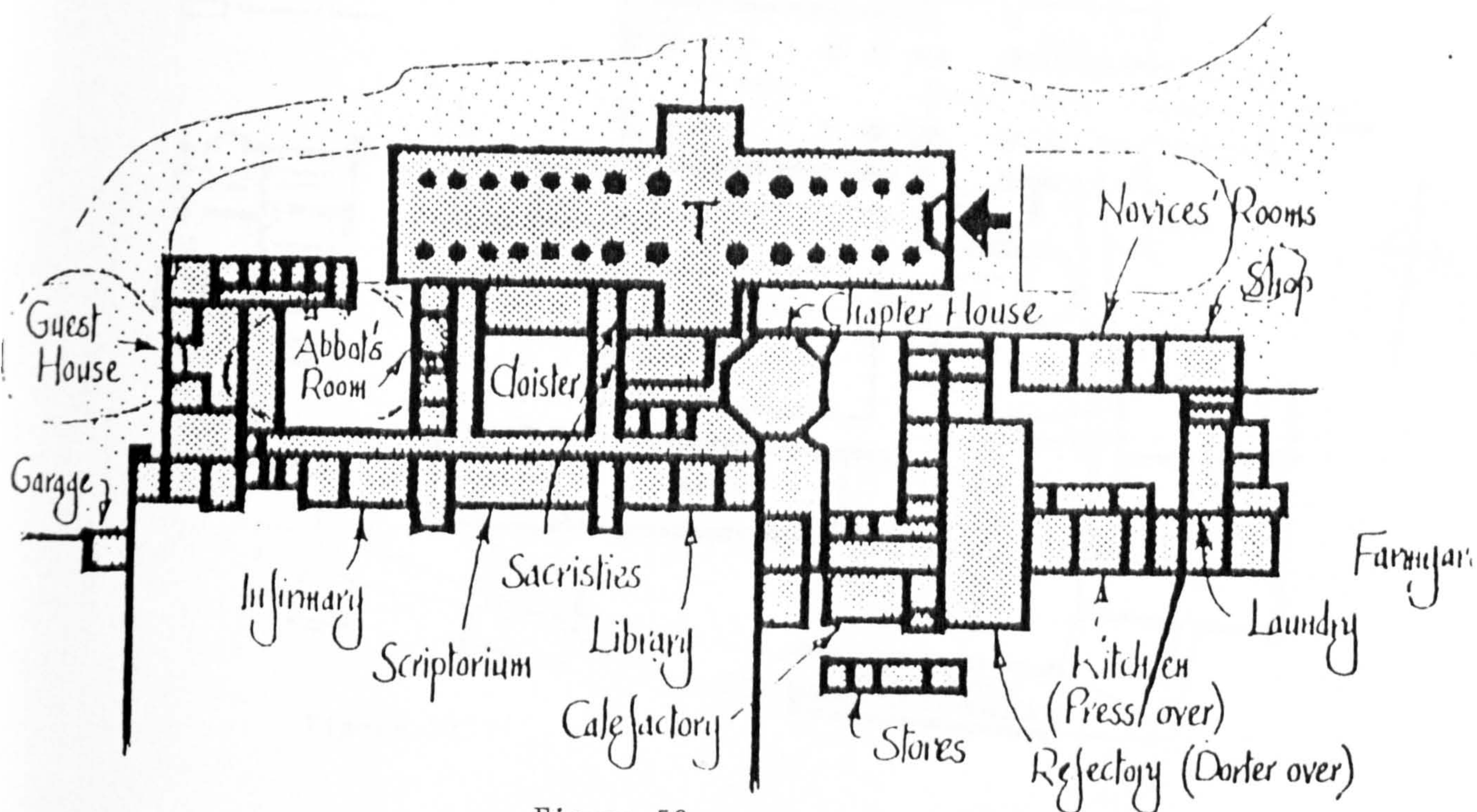


Figure 50

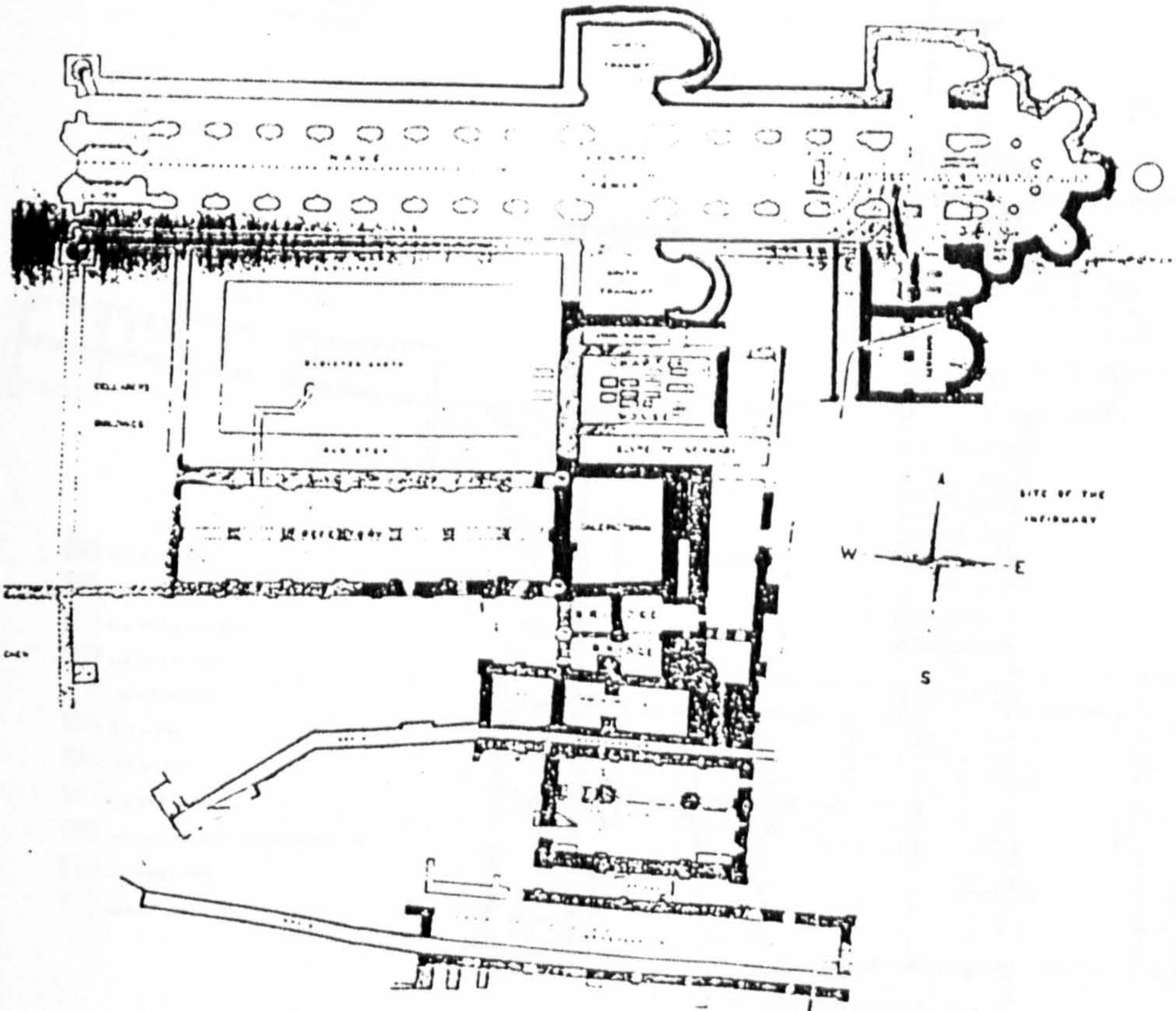


Figure 51

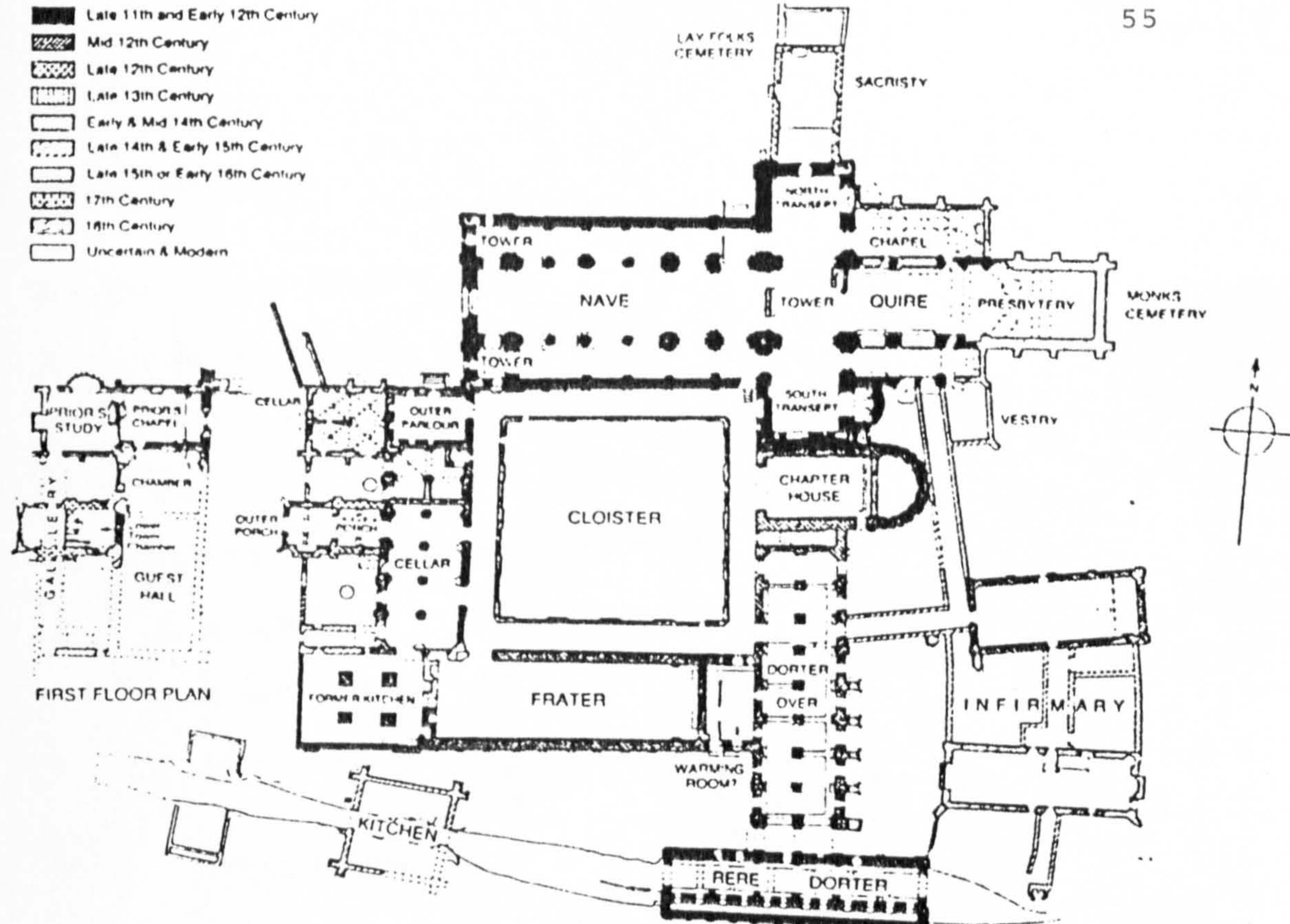


Figure 52

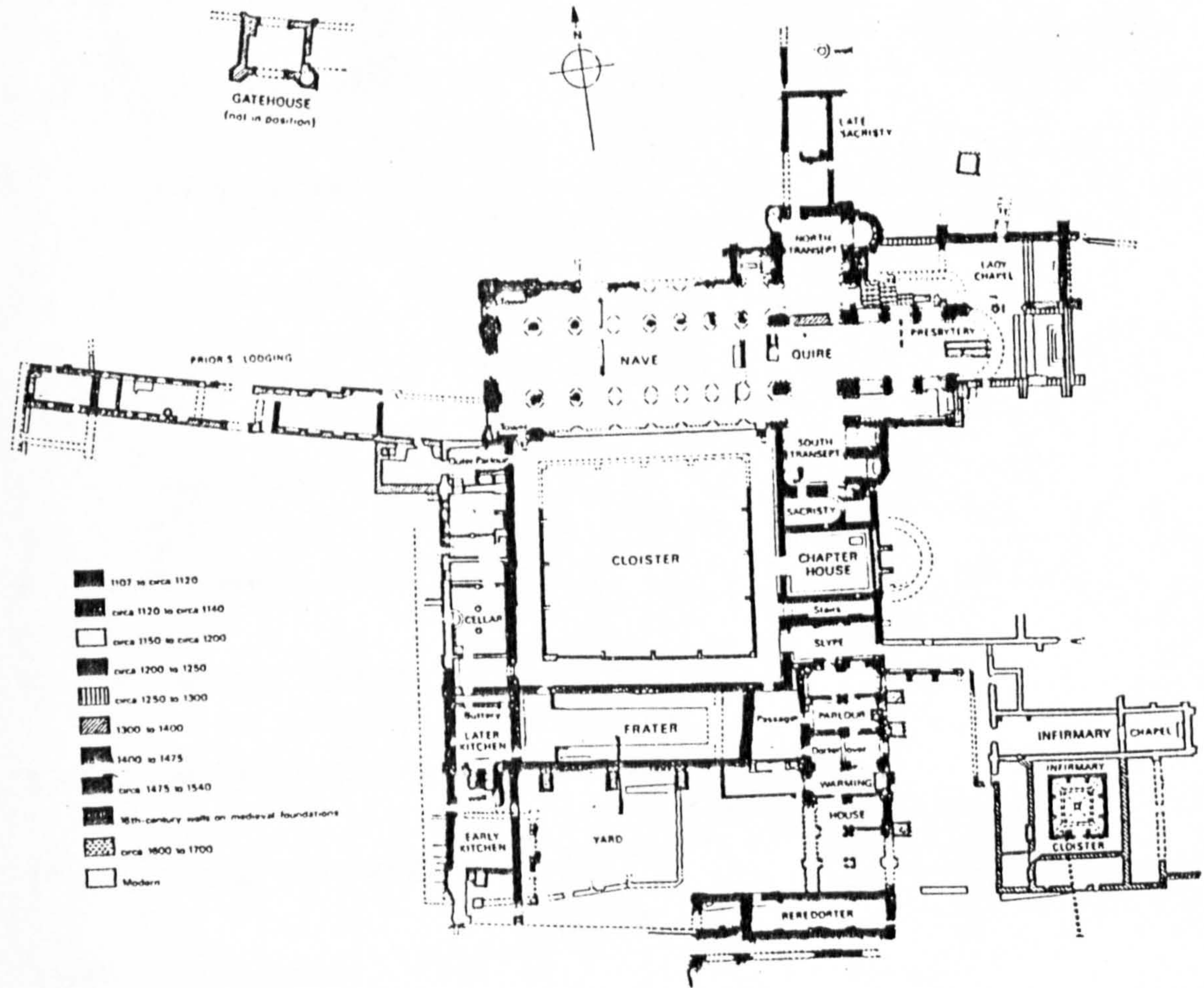


Figure 53

Figure 54b : key

A - E : line of Schaw's wall.

F : abbey dovecot.

G : abbey mill.

I : malt kiln.

CL : dormer dyke from wall to church.

M : stables.

N : abbey smithy.

R : brew-house.

S : abbey granary.

T : abbey bakehouse.

V : outbuilding.

.....

1 : abbey gatehouse.

2 : abbey kitchen.

3 : dorter range.

4 : rere-dorter.

5 : Lady Chapel.

6 : infirmary block.

7 : abbot's lodging.

8 - 9 : outbuildings.

10 : monks' cemetery.

11-12 : fish ponds.

Figure 54b

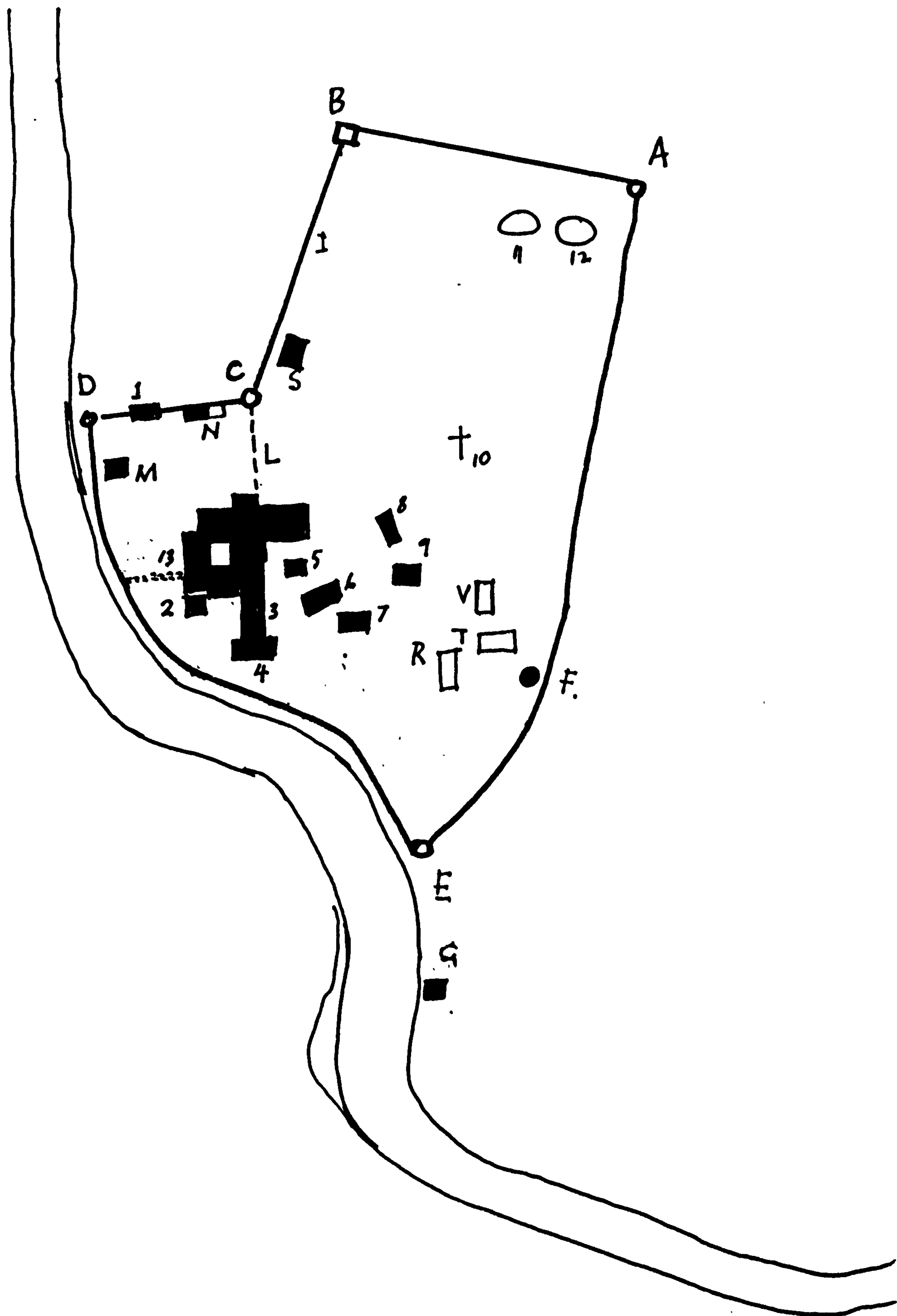


Figure 54b

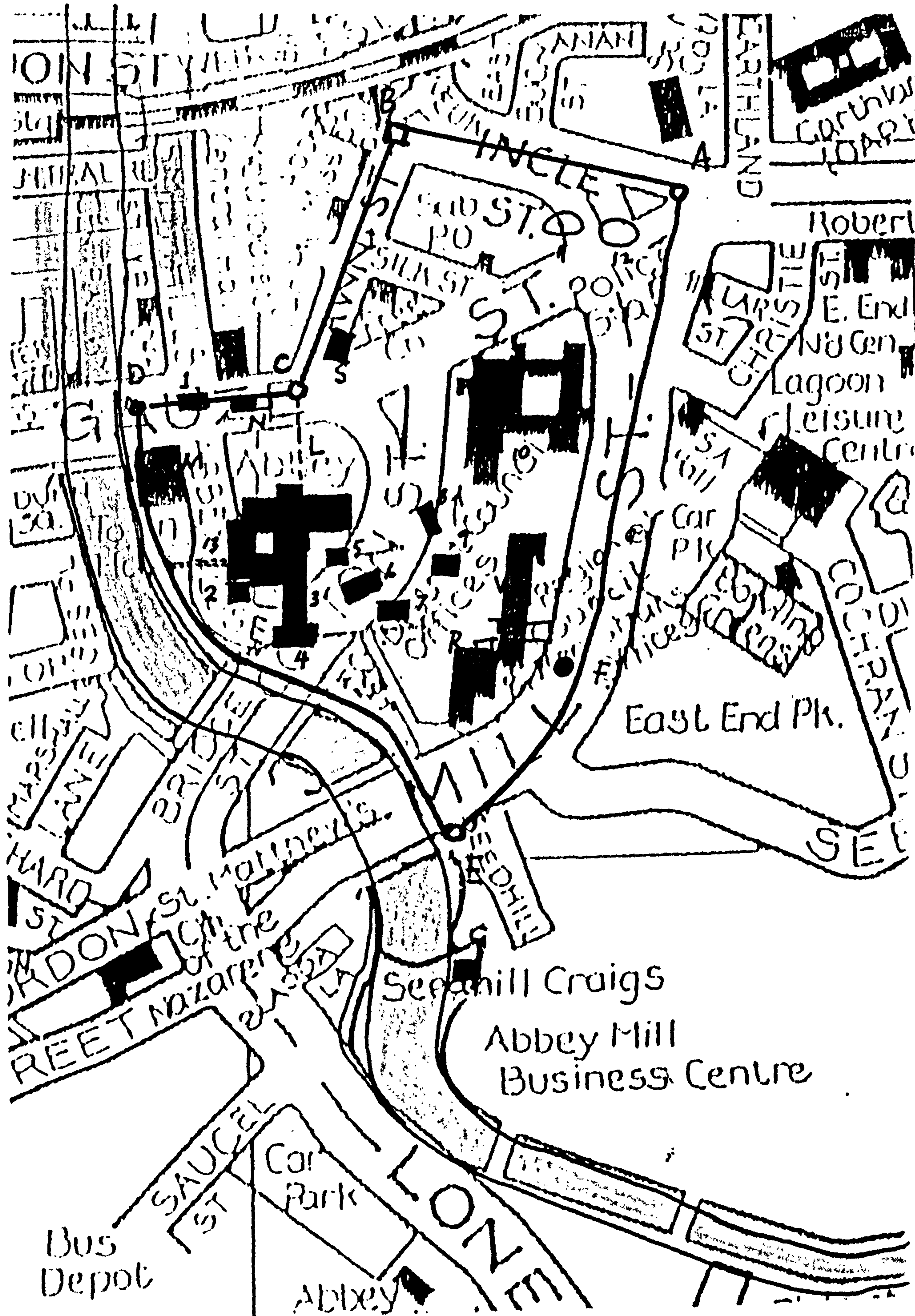


Figure 54a

Figure 54b

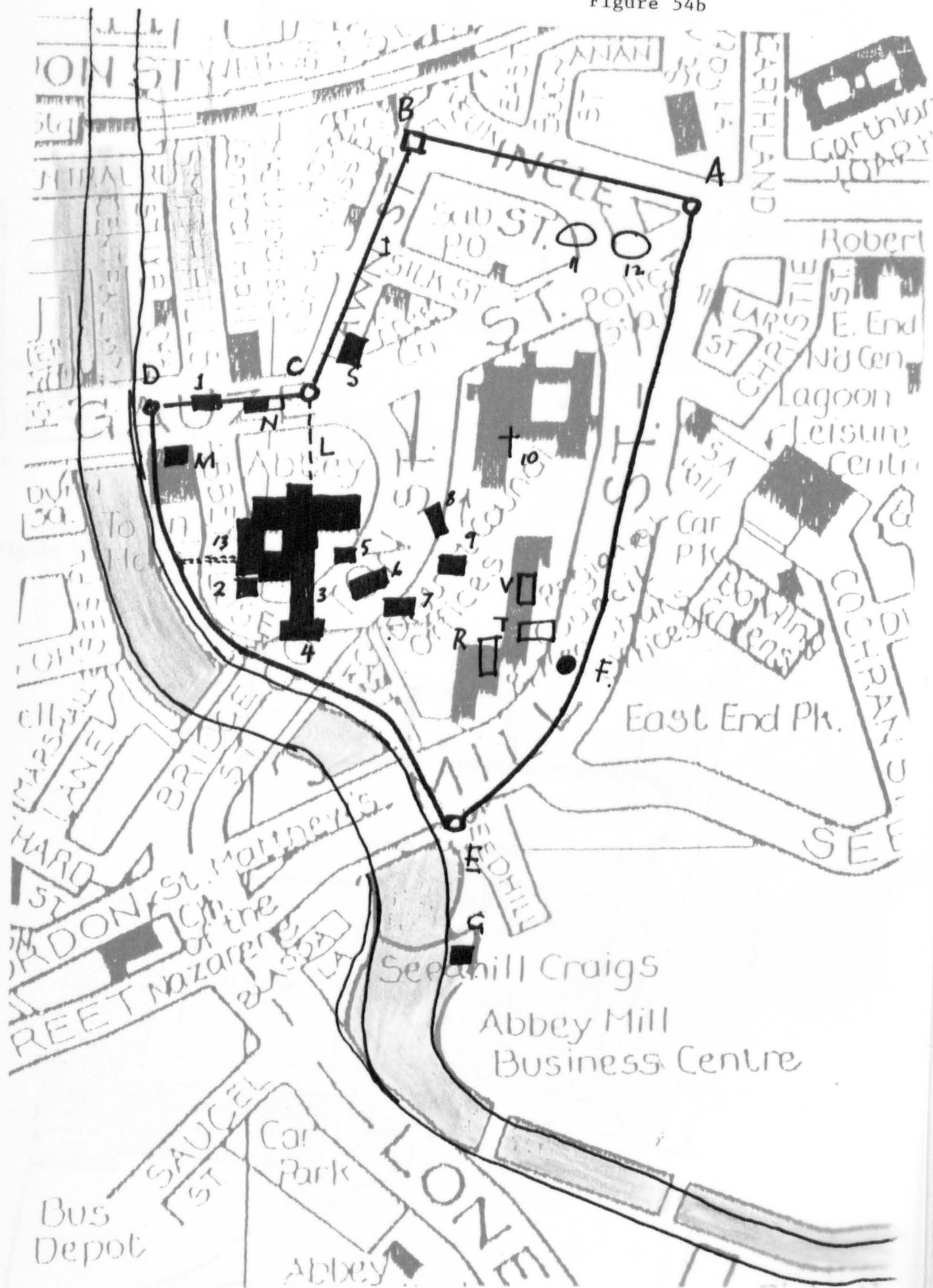


Figure 54a

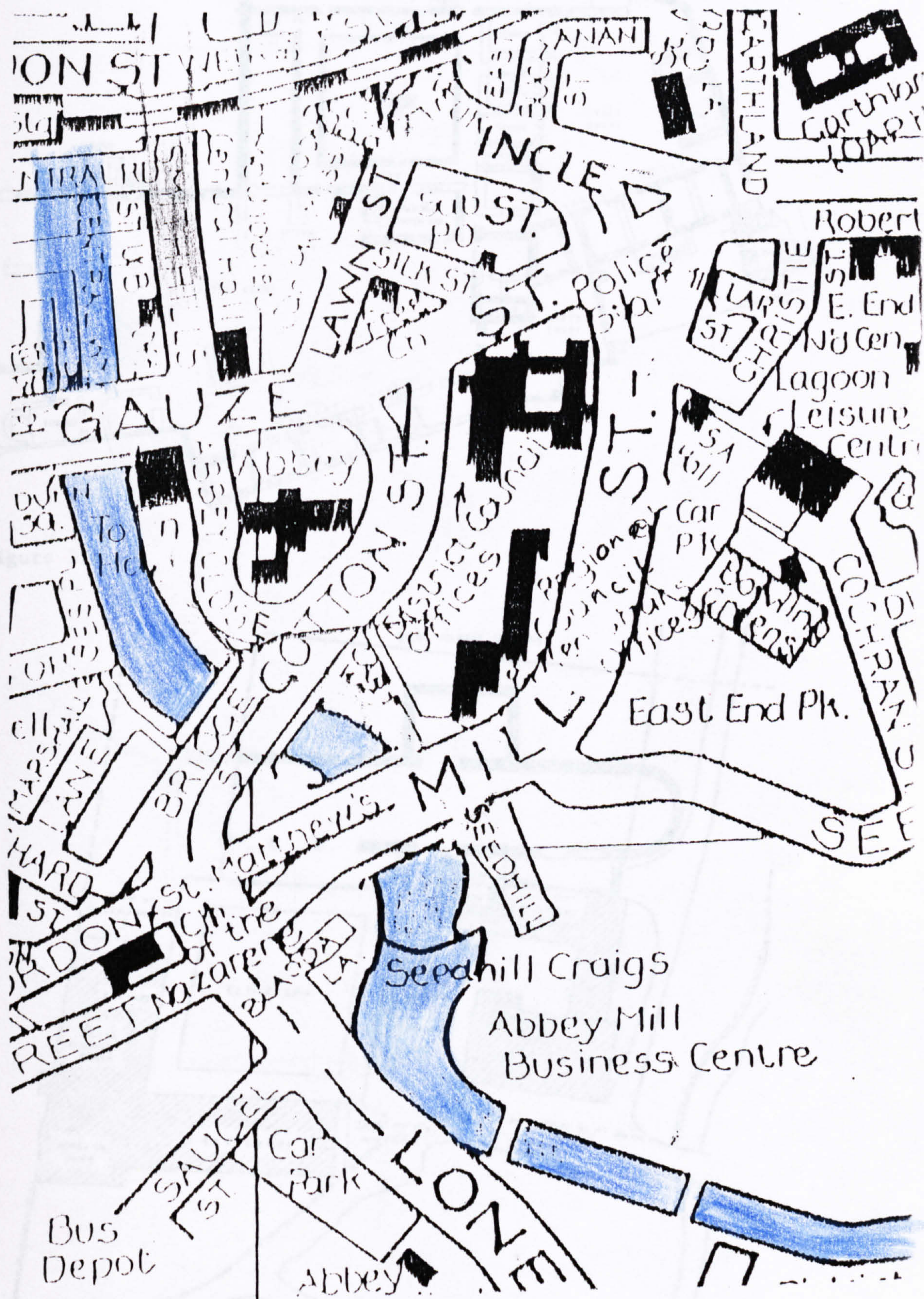


Figure 54a

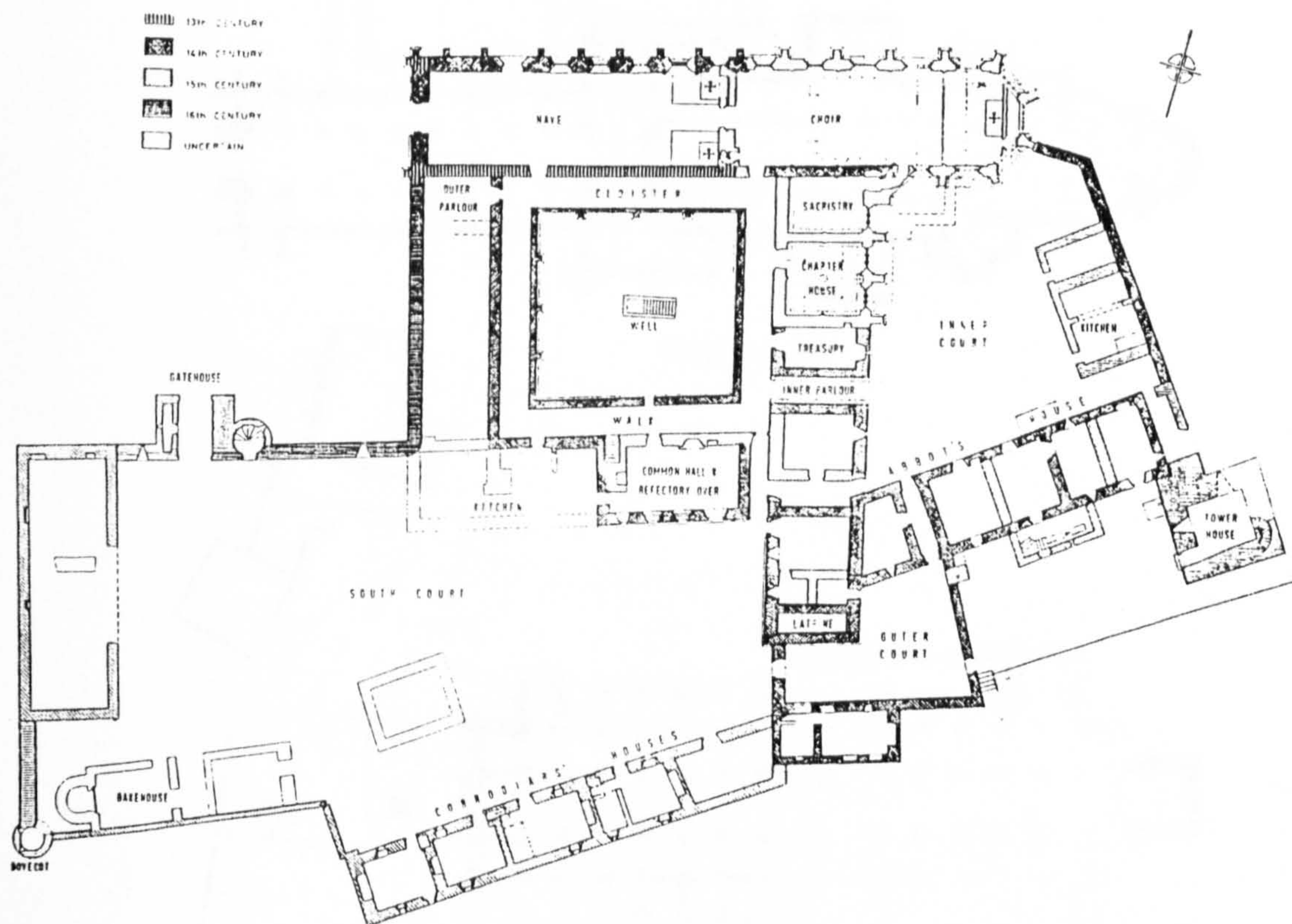


Figure 55a

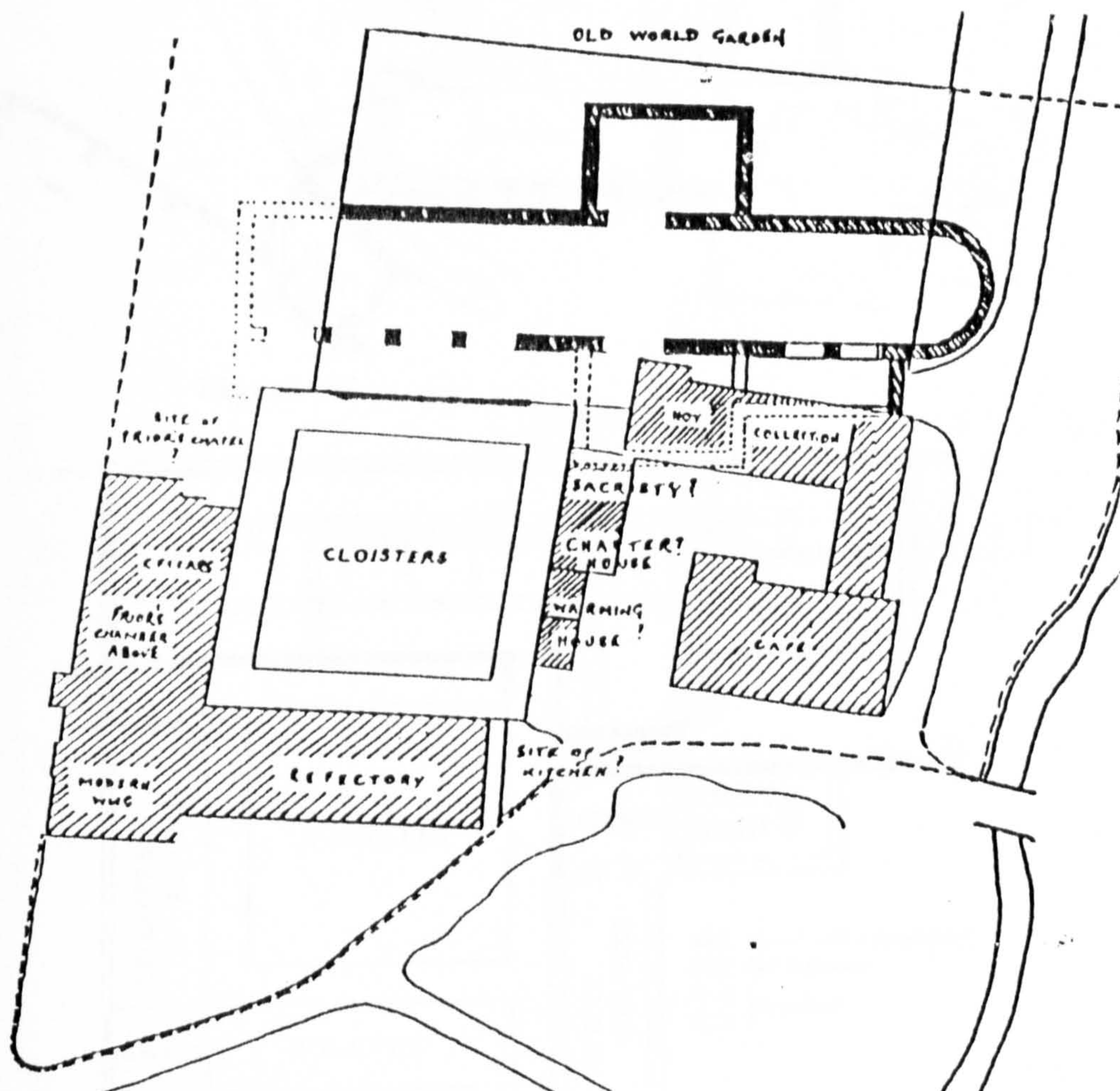


Figure 55b

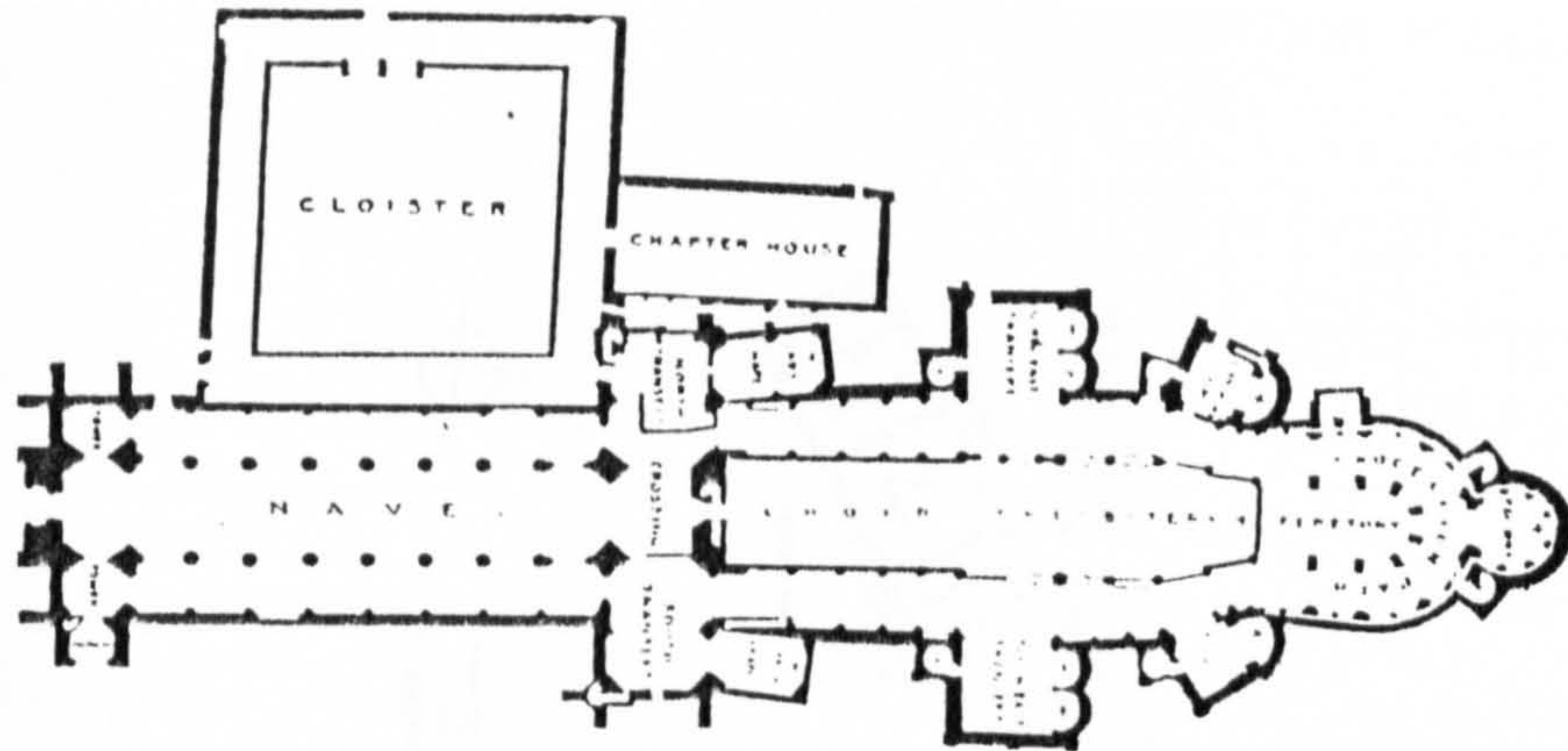


Figure 56

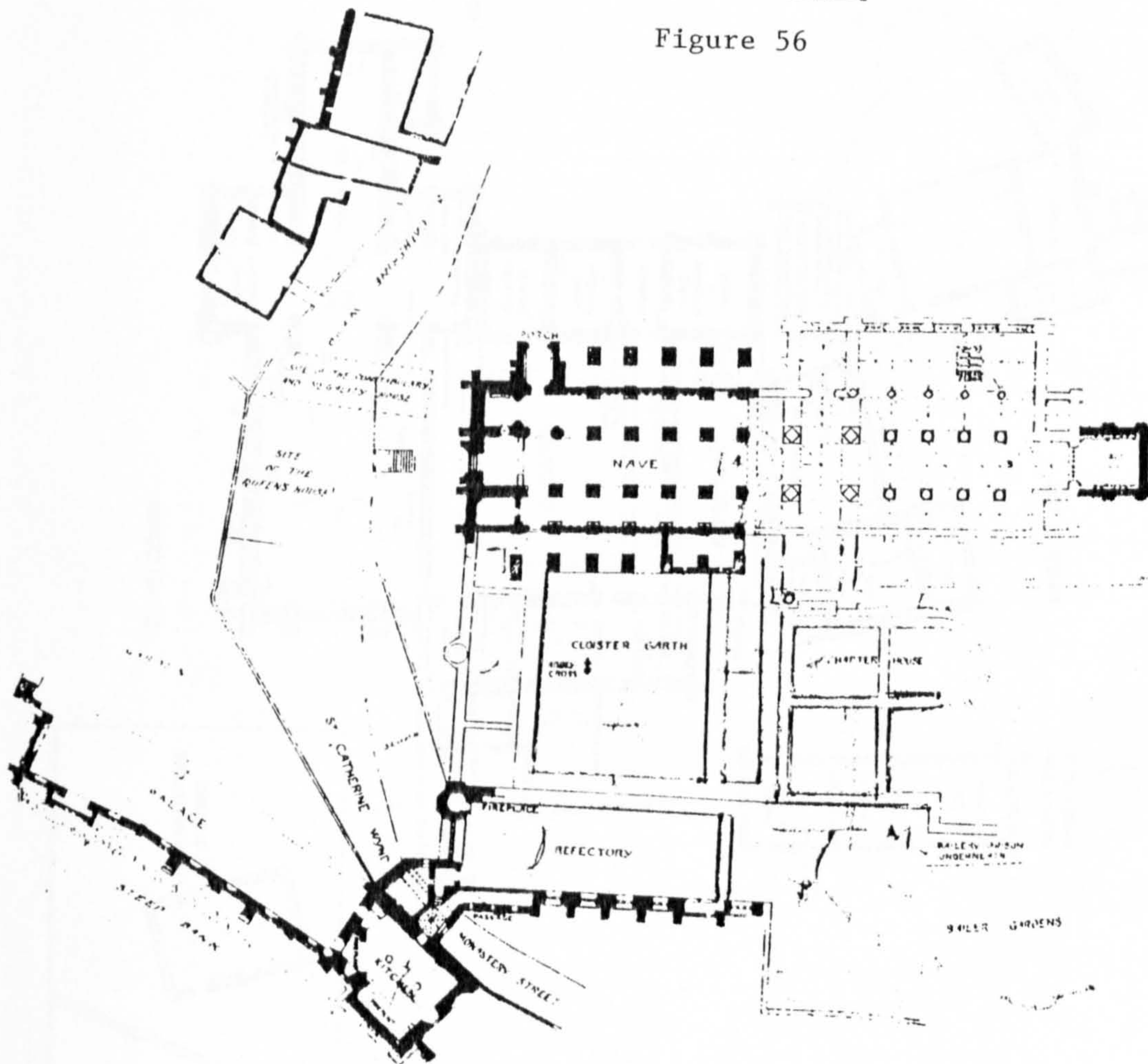


Figure 57

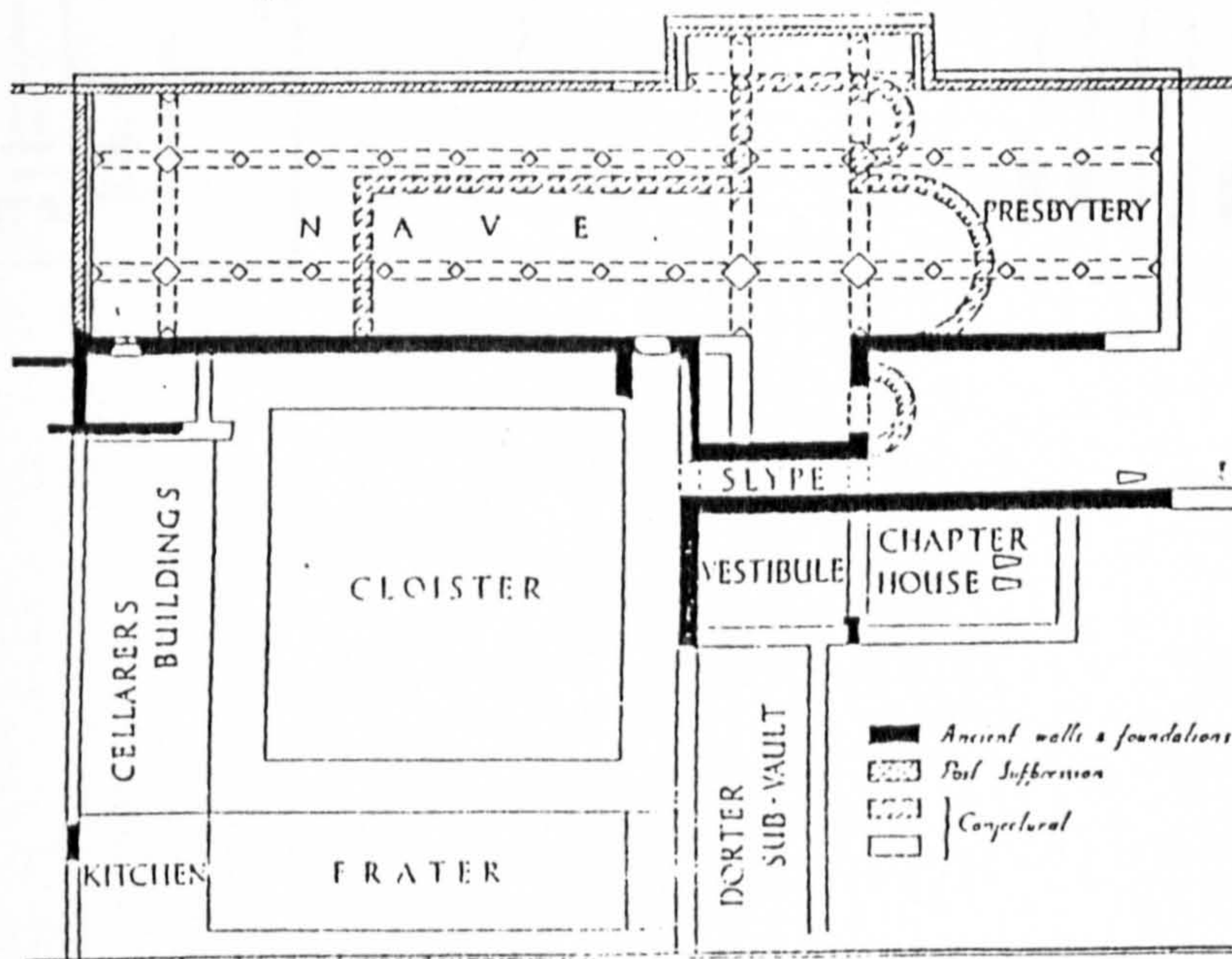


Figure 58

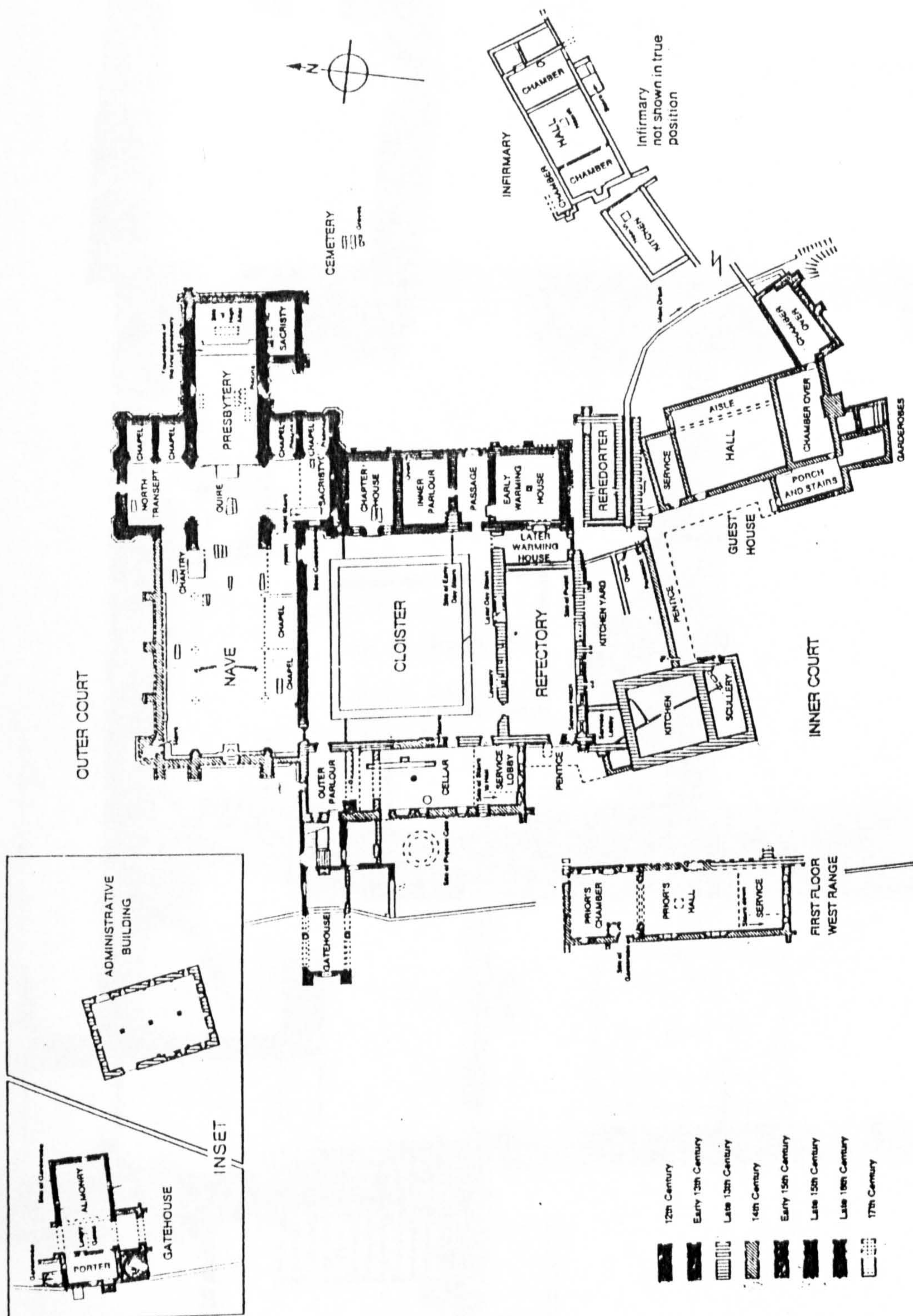
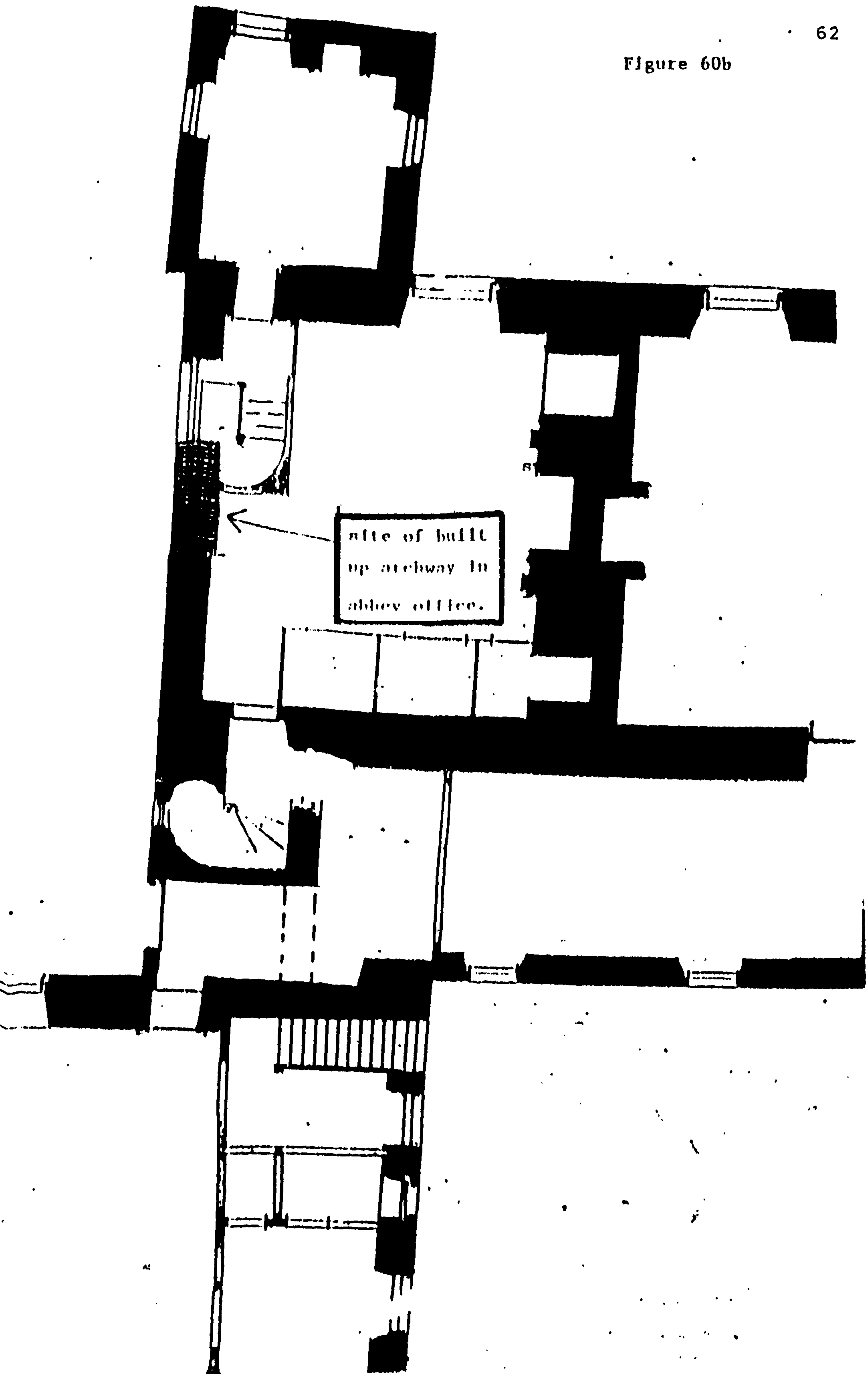


Figure 59

Figure 60b



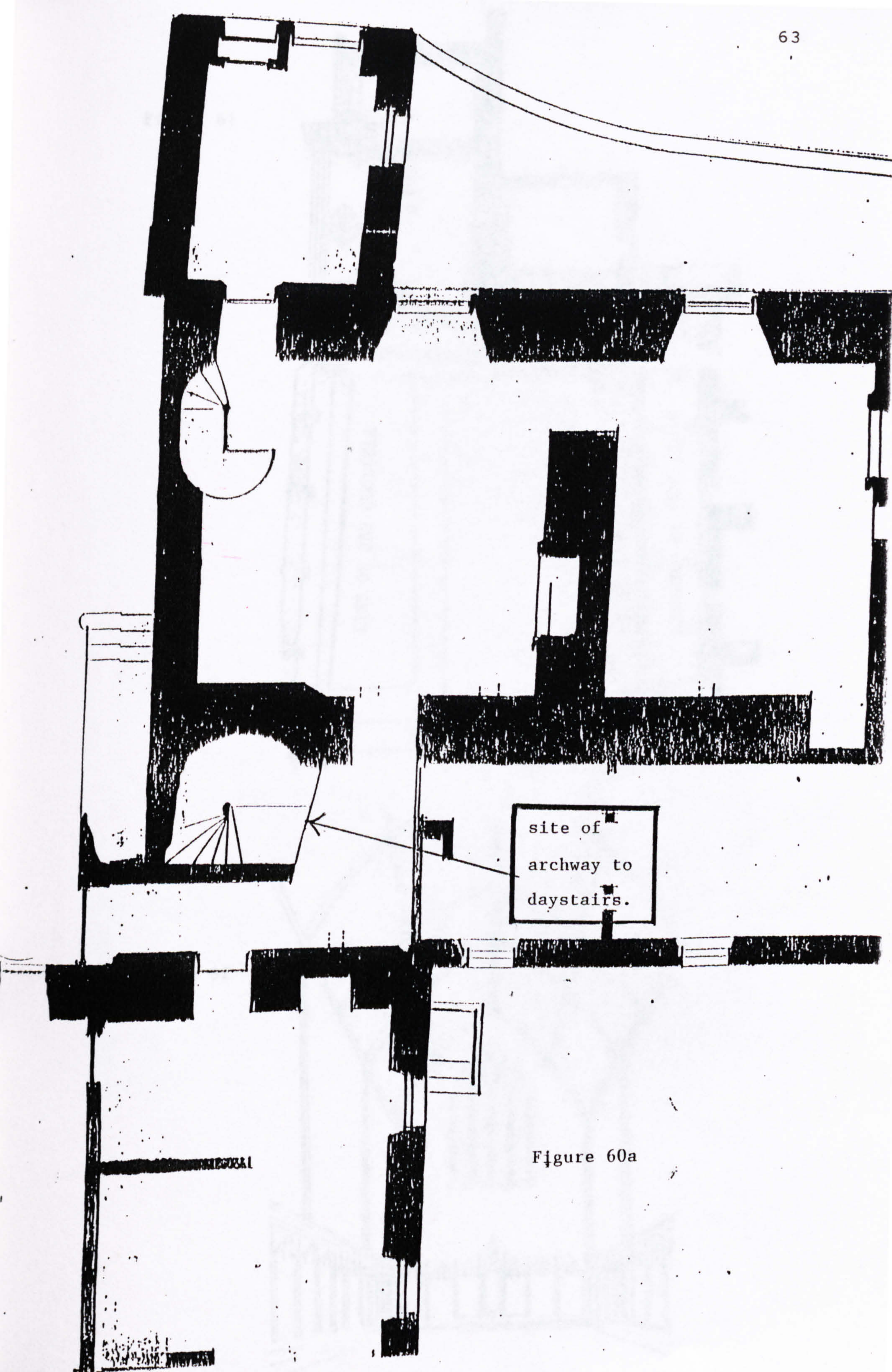
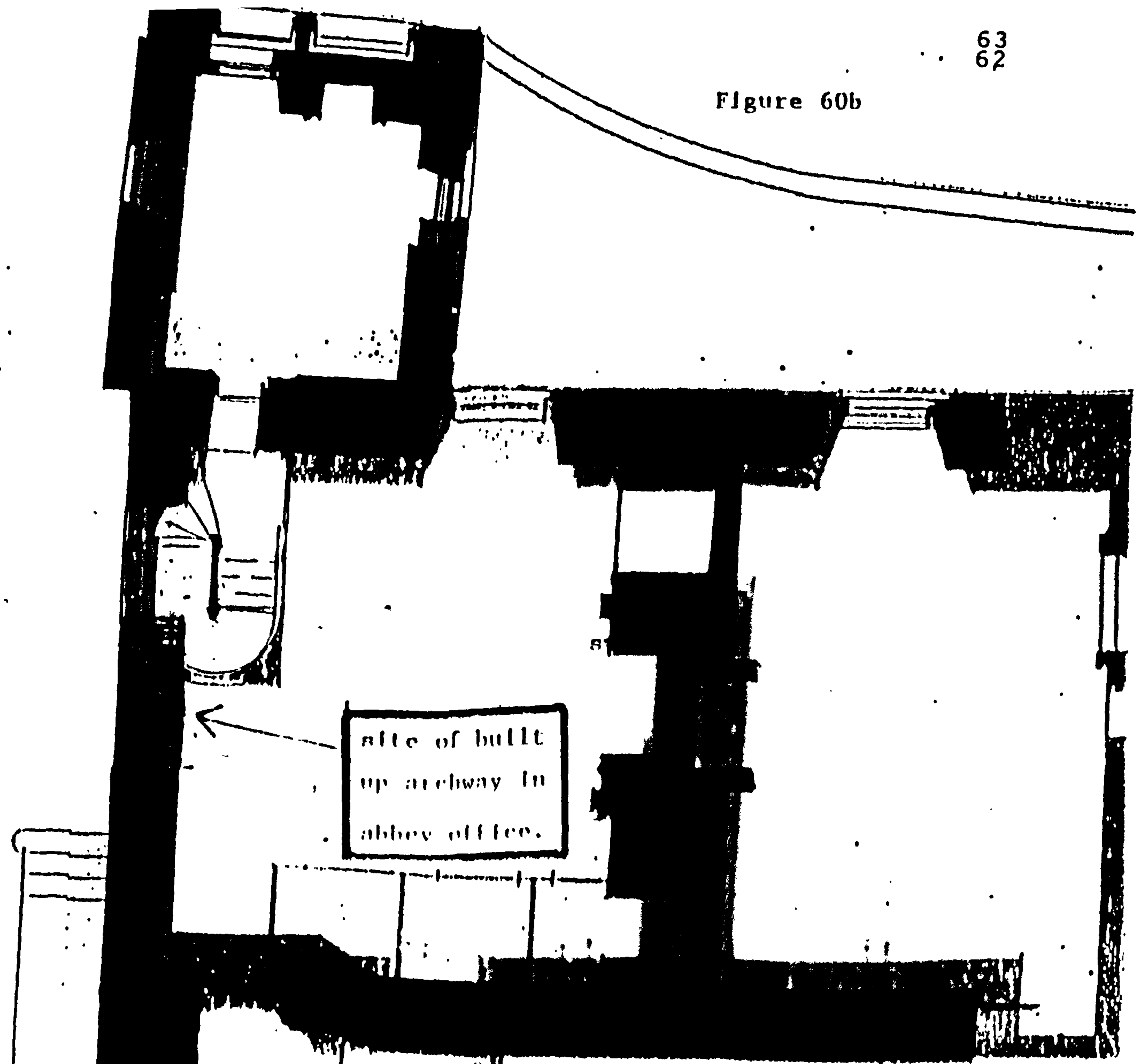


Figure 60b



site of
archway to
daystairs.

Figure 60a

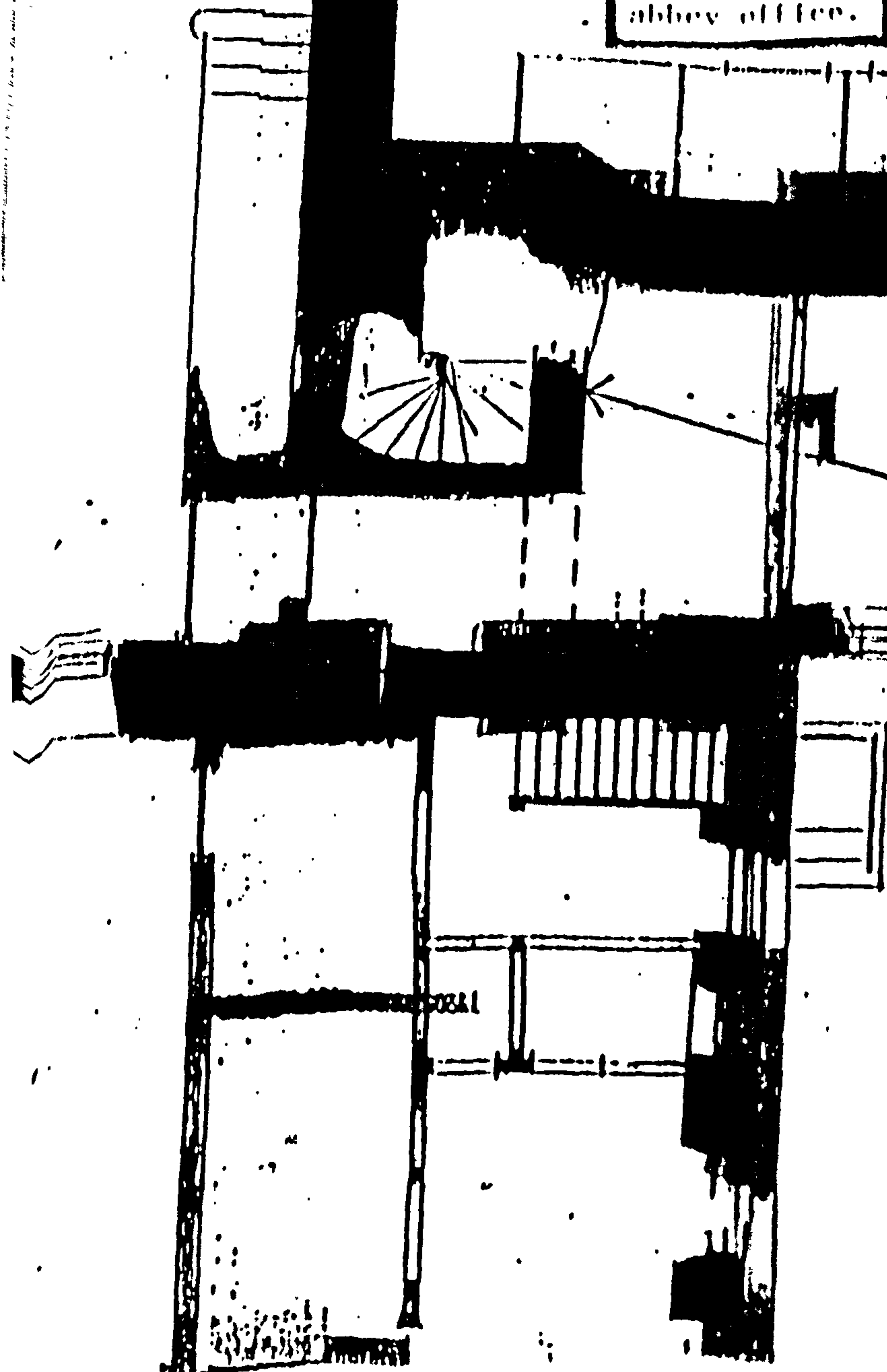


Figure 61

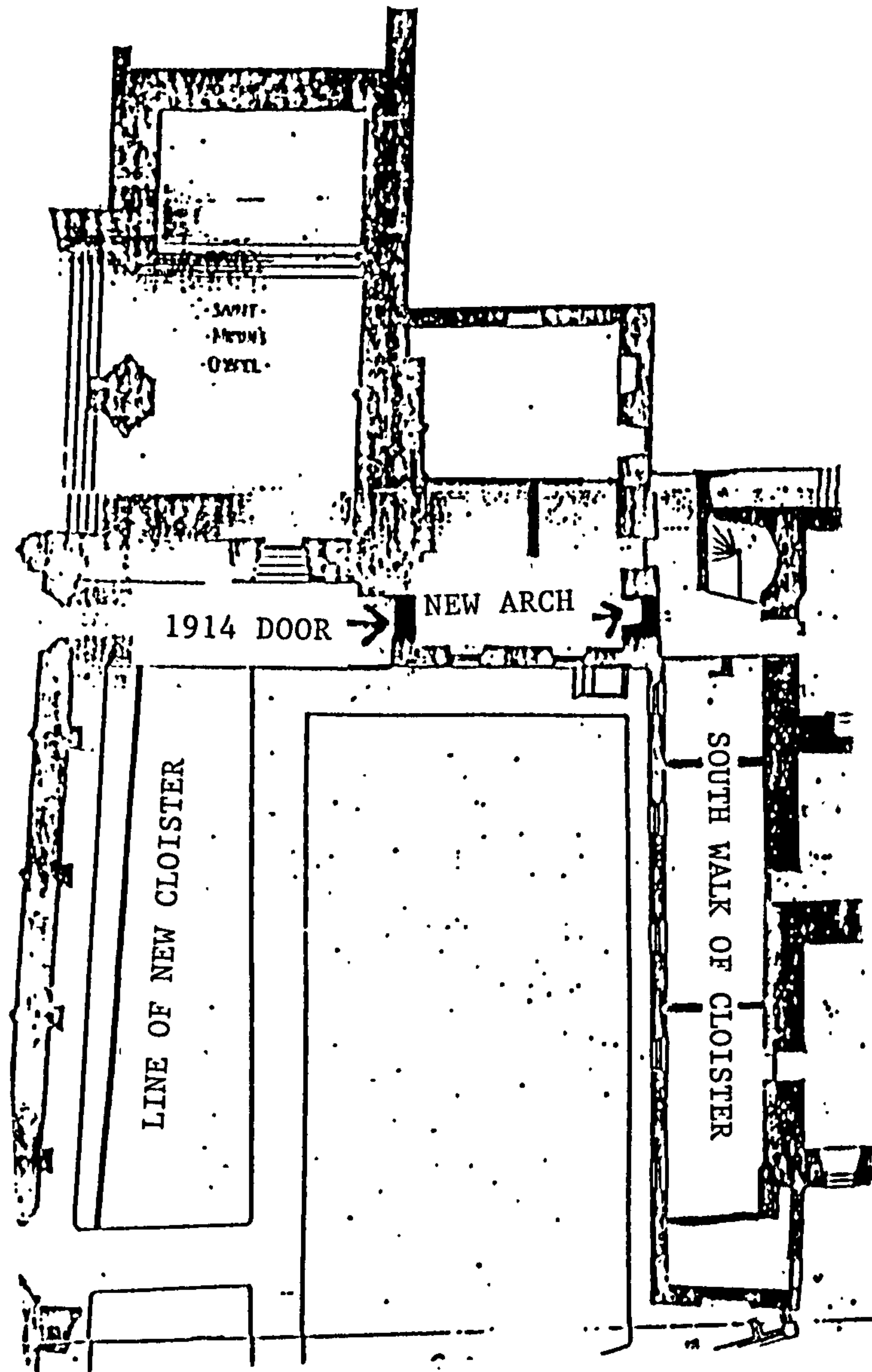
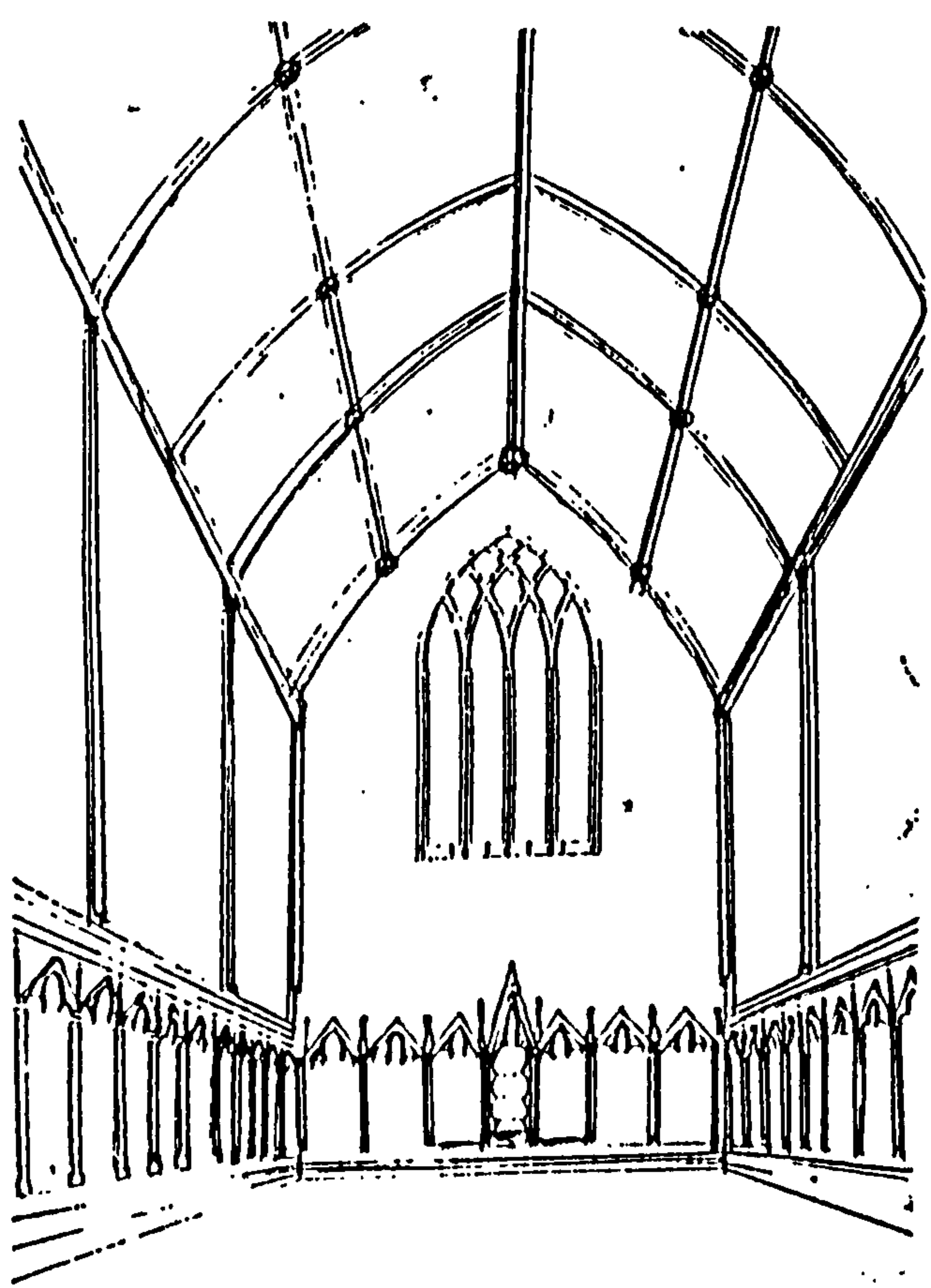


Figure 62






Figure 63



Figure 64

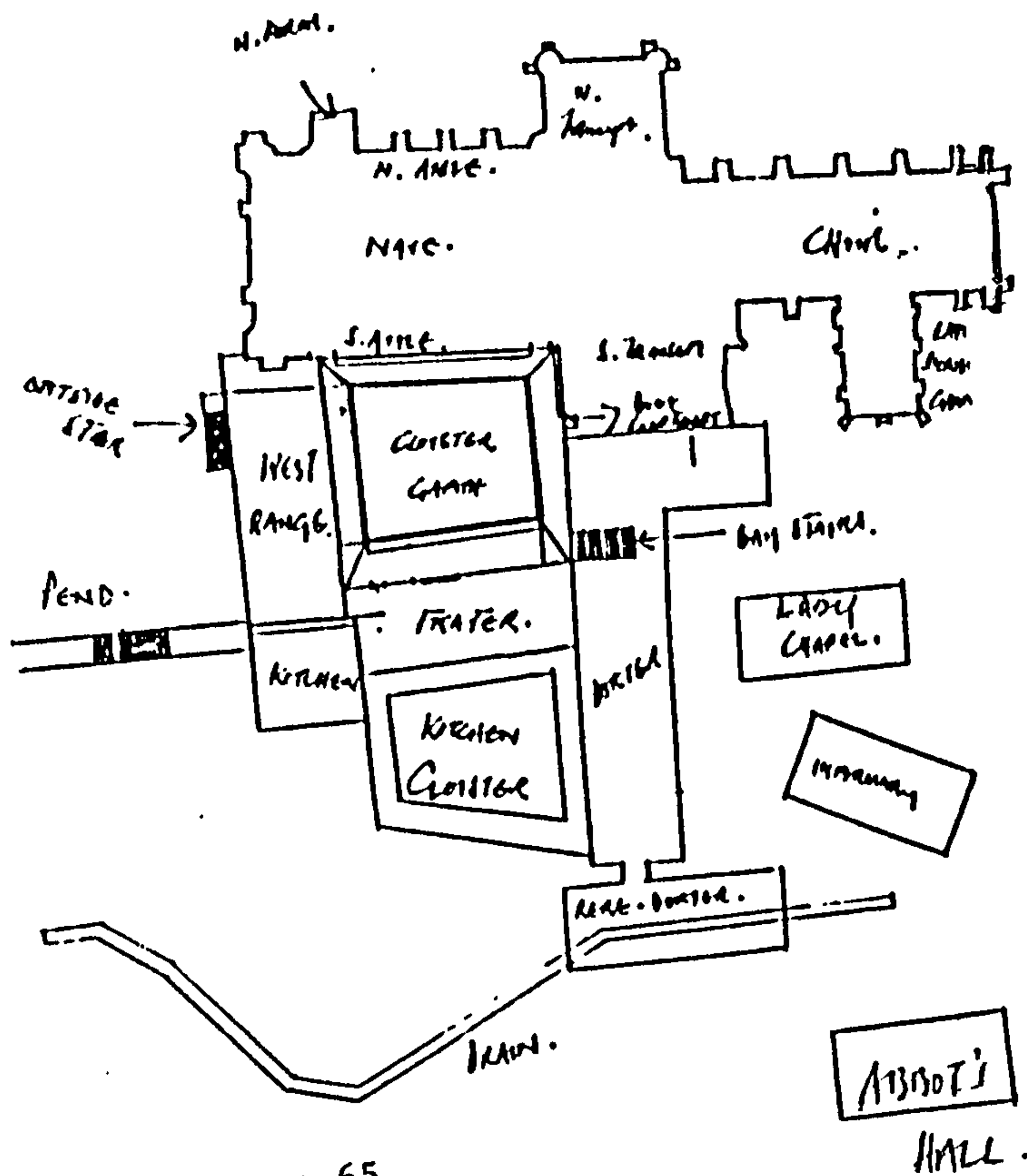


Figure 65

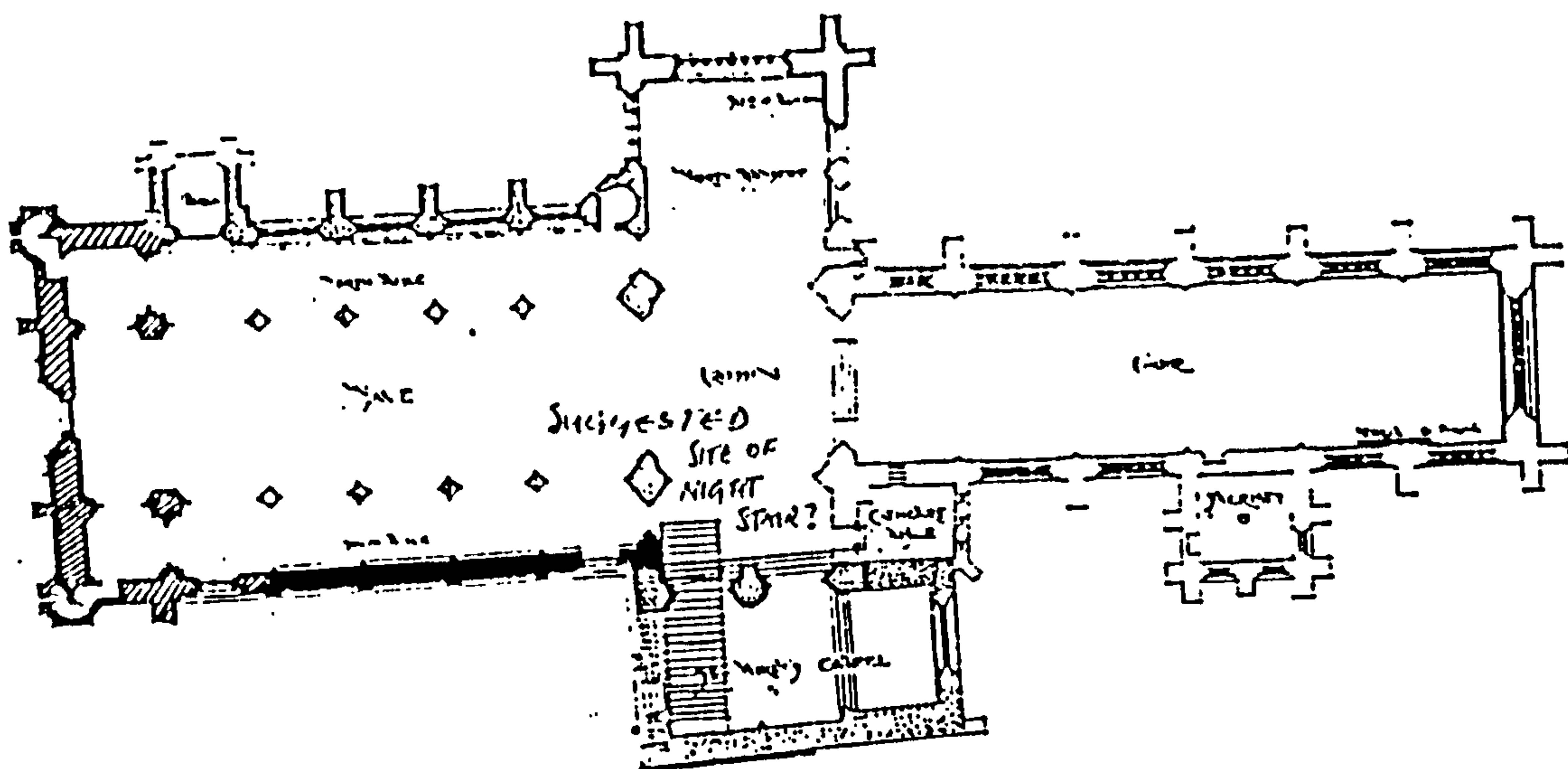
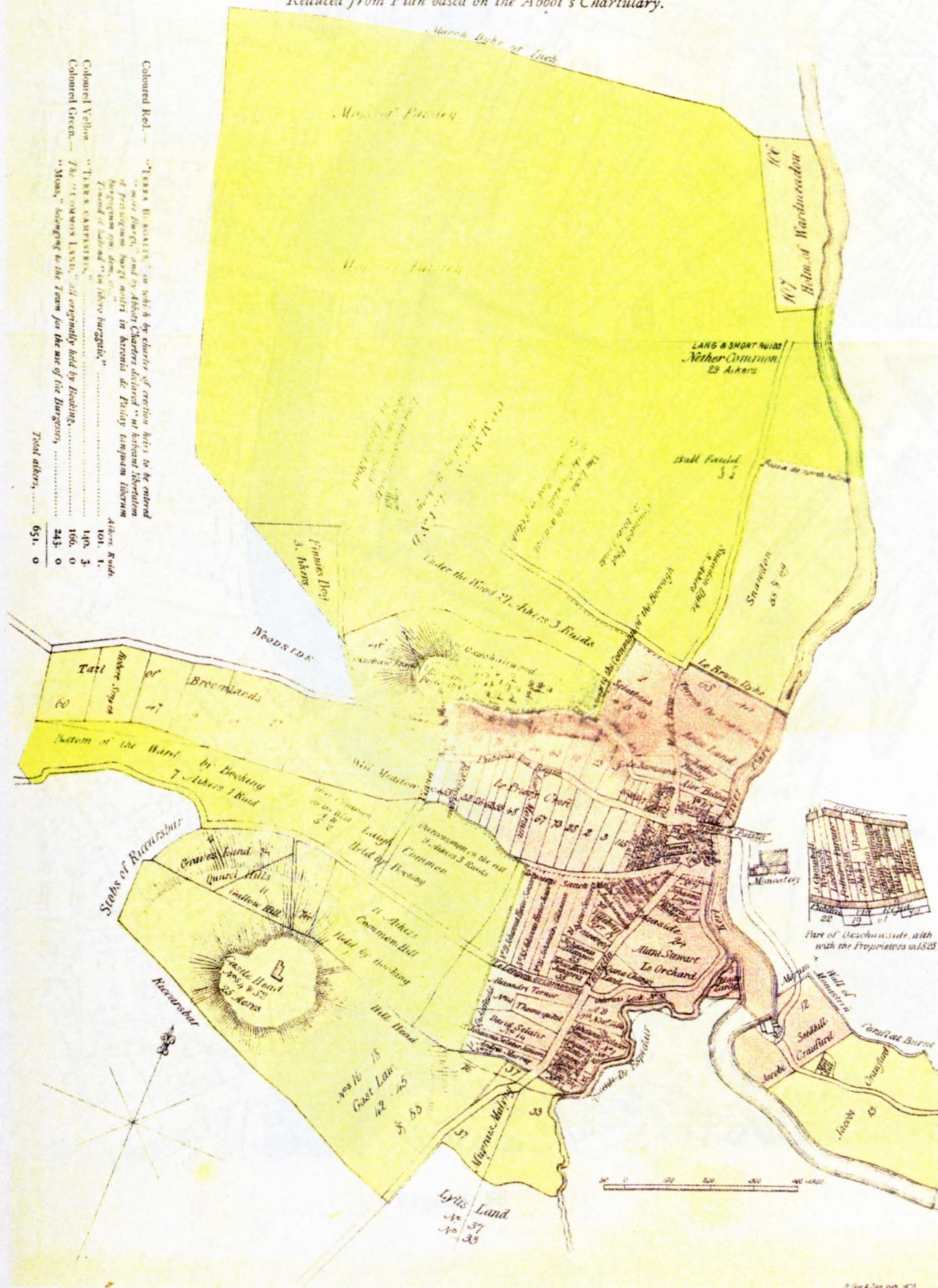


Figure 66

Reduced from Plan based on the Abbot's Chartulary.



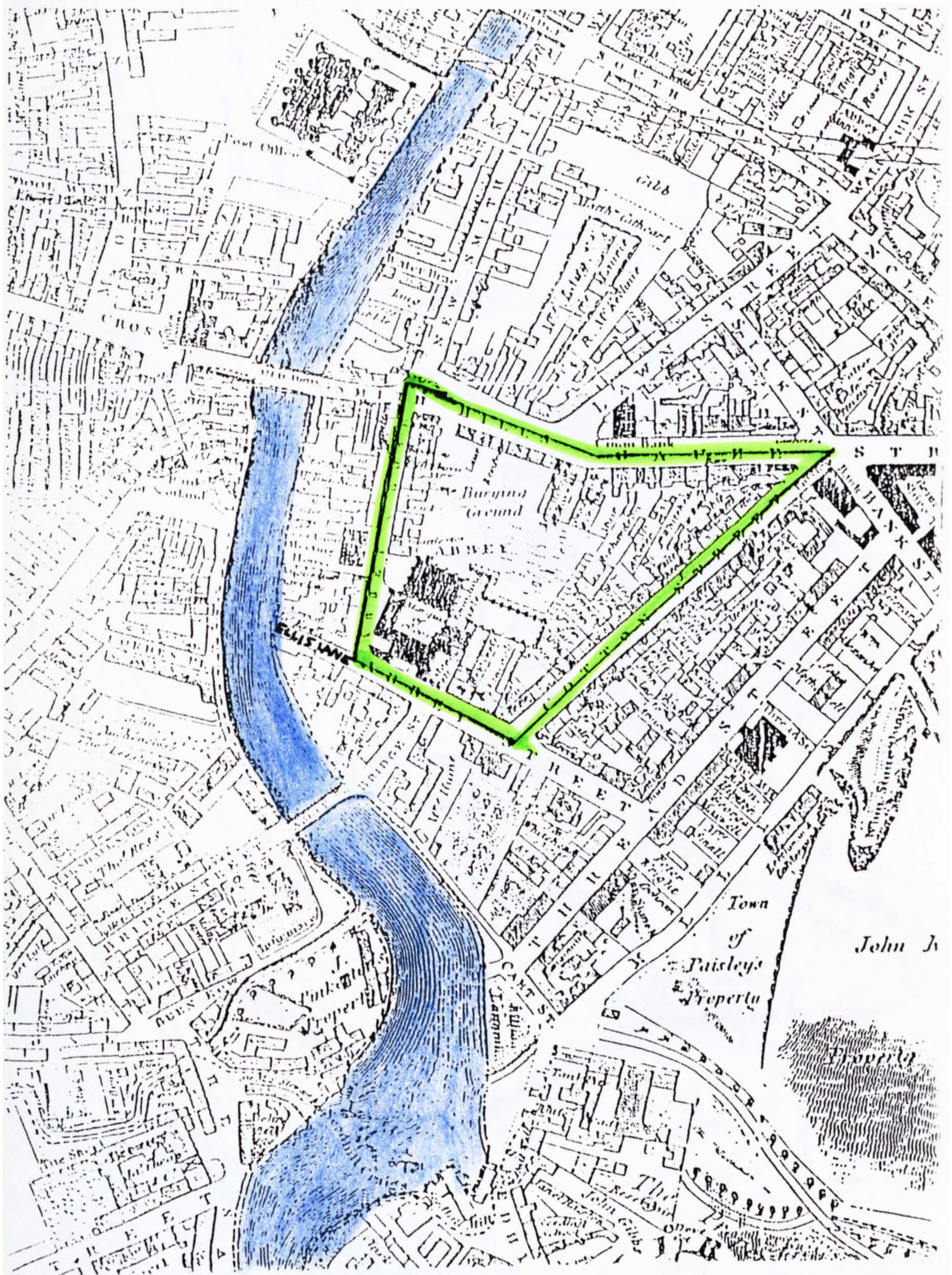


Figure 68


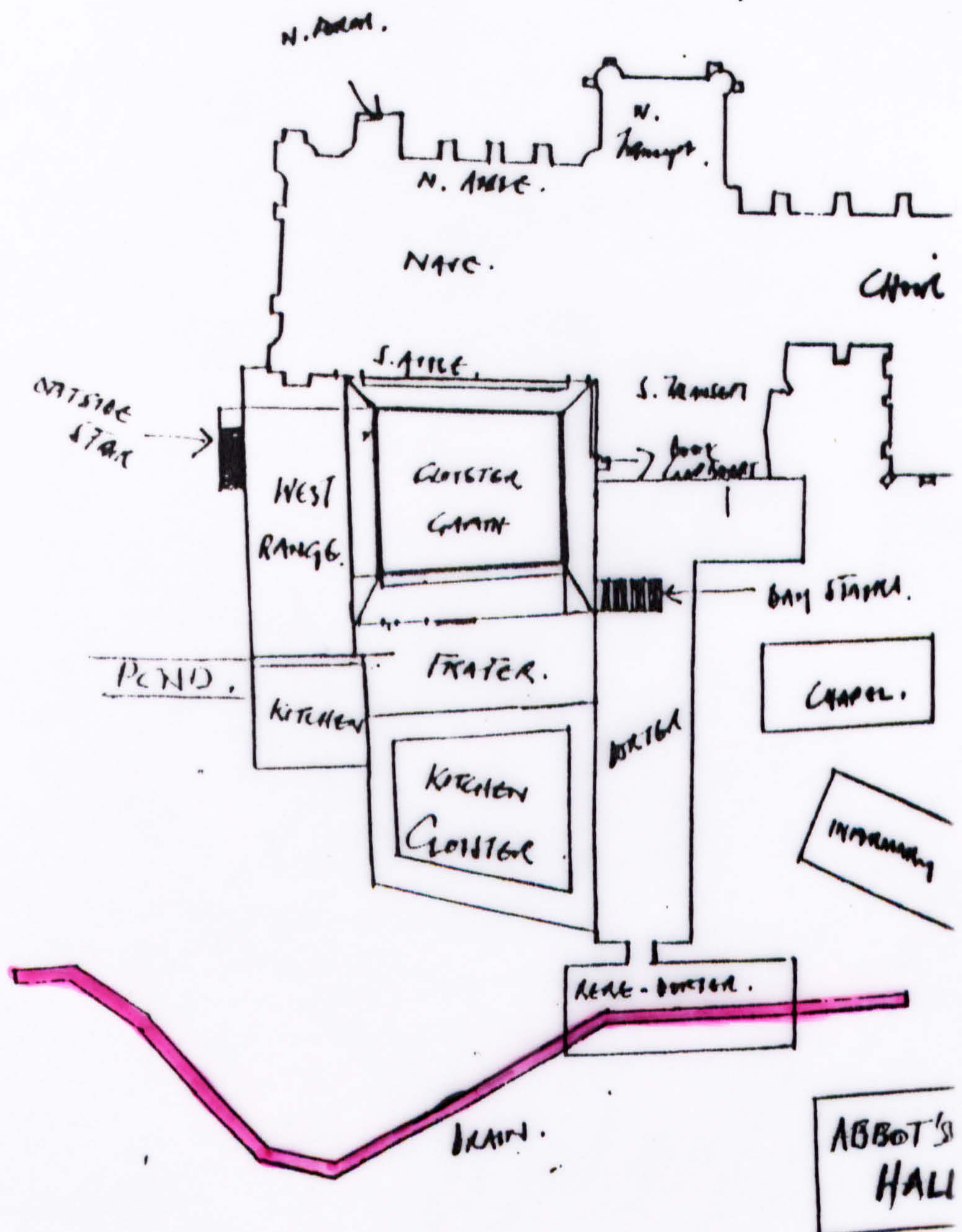

approximate line of abbey wall : 

Figure 69b.



line of medieval drain : 

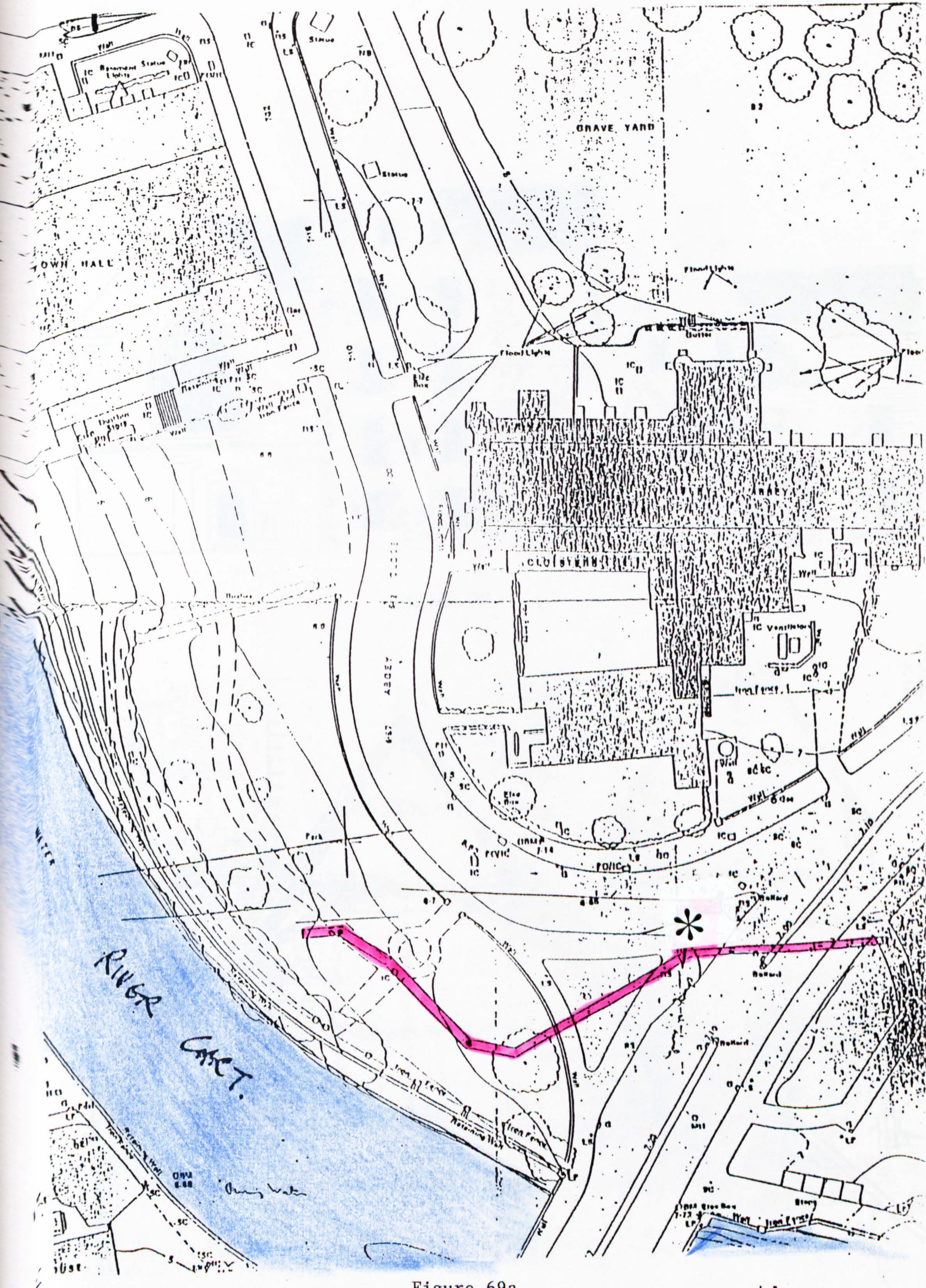


Figure 69a



Figure 70

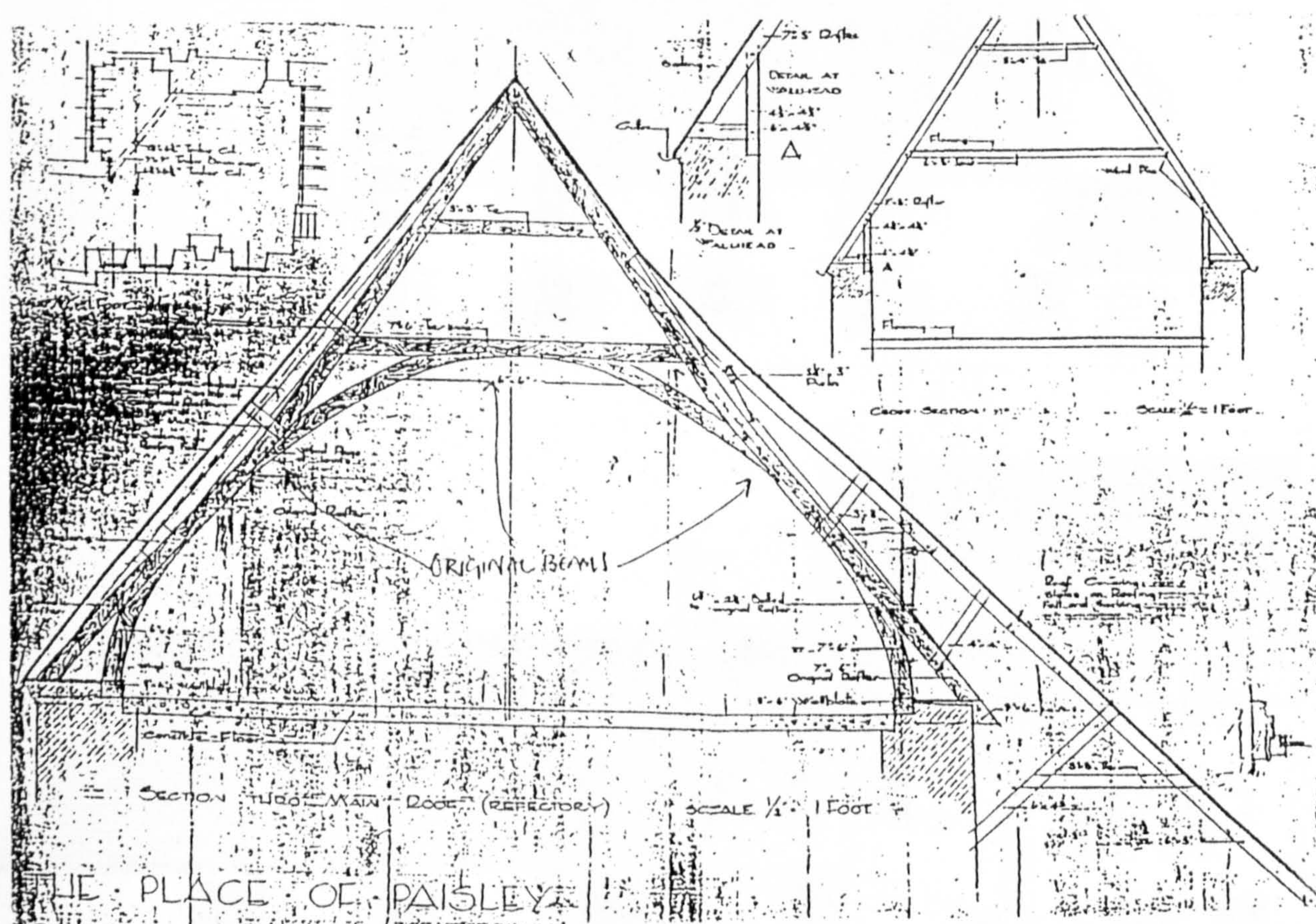


Figure 71




Figure 71a

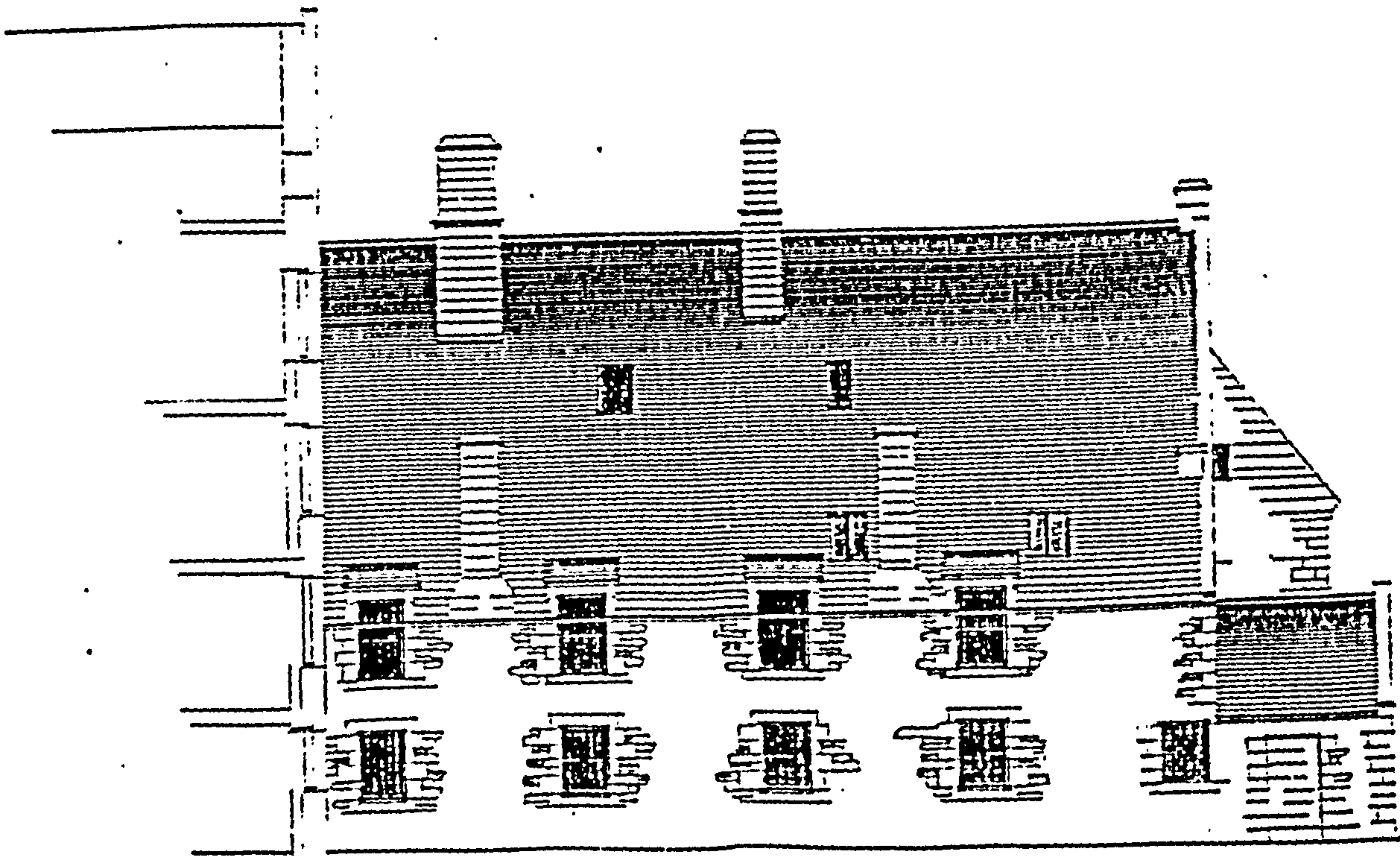


Figure 71b




Figure 71c

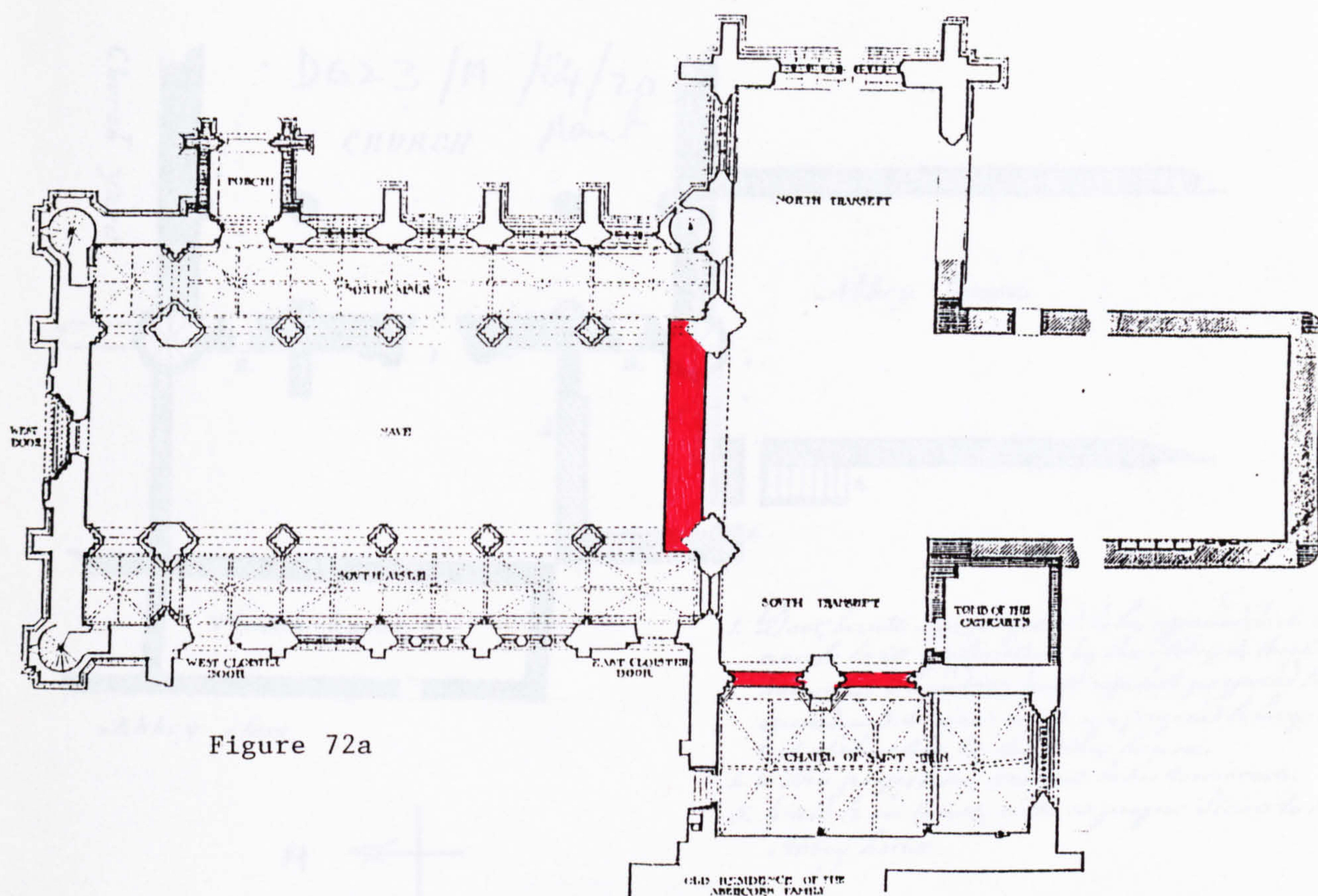


Figure 72a

■ post-Reformation walls at the crossing and St Mirren's Aisle.




Figure 72b

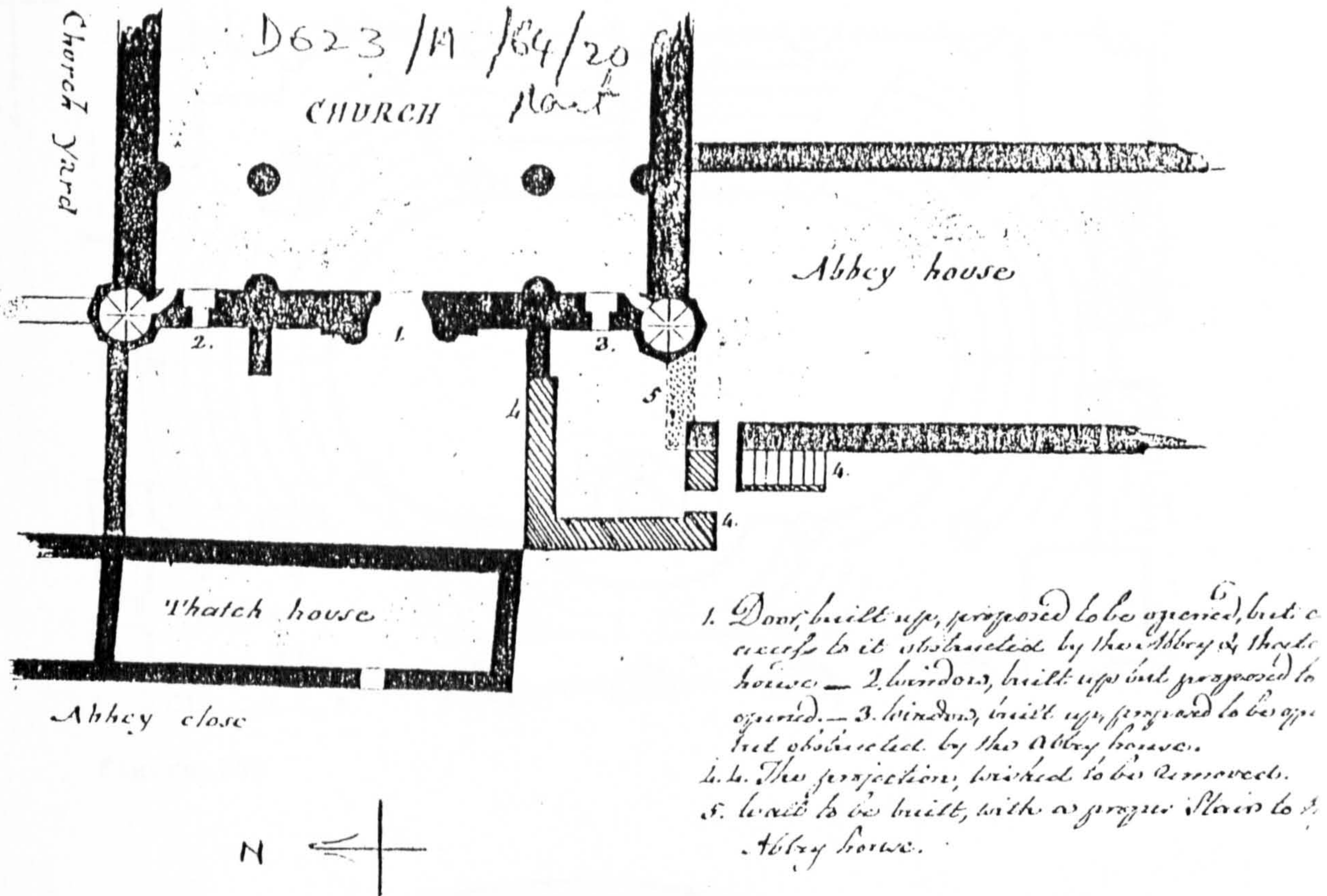


Figure 73

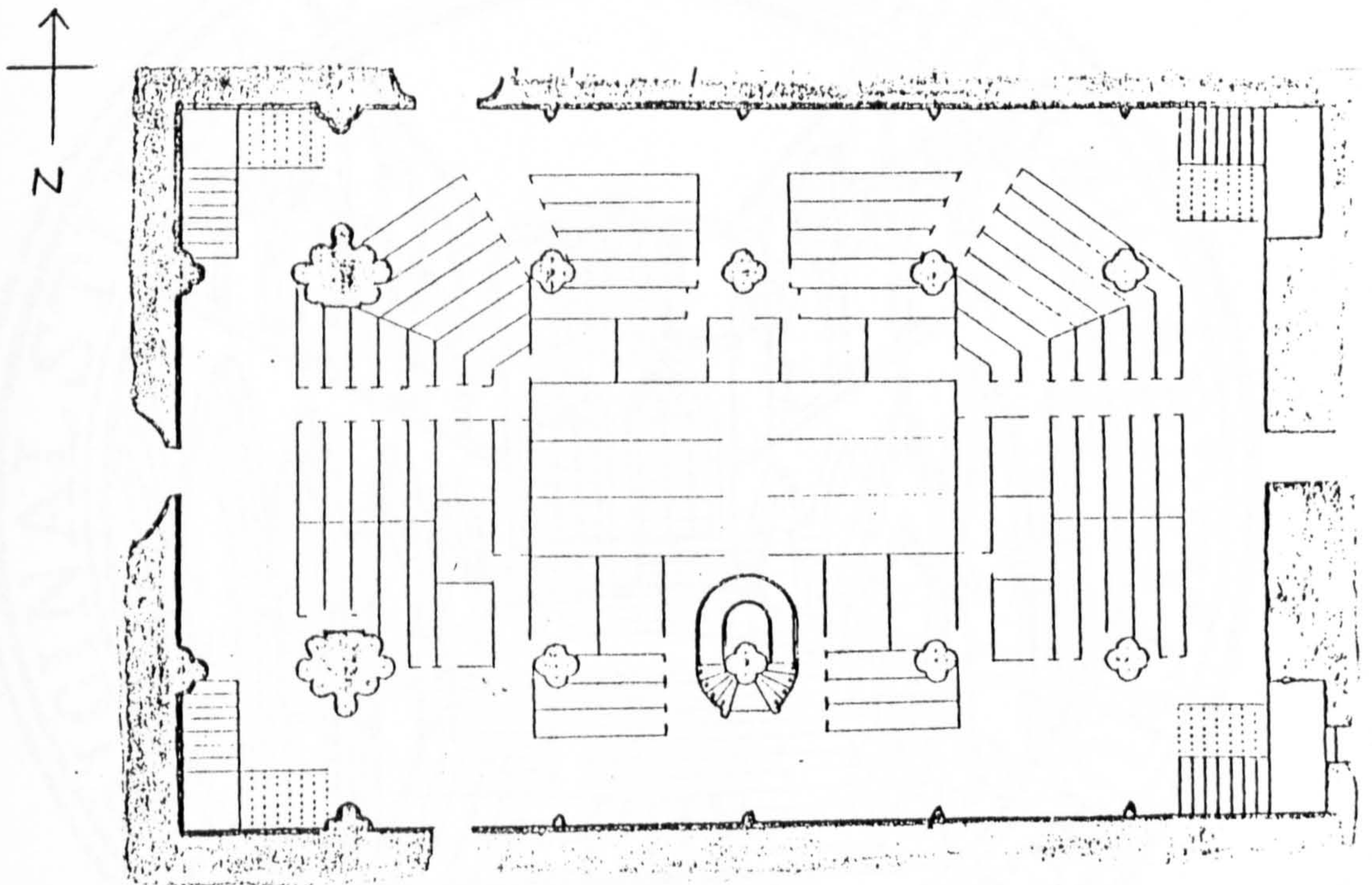


Figure 74a

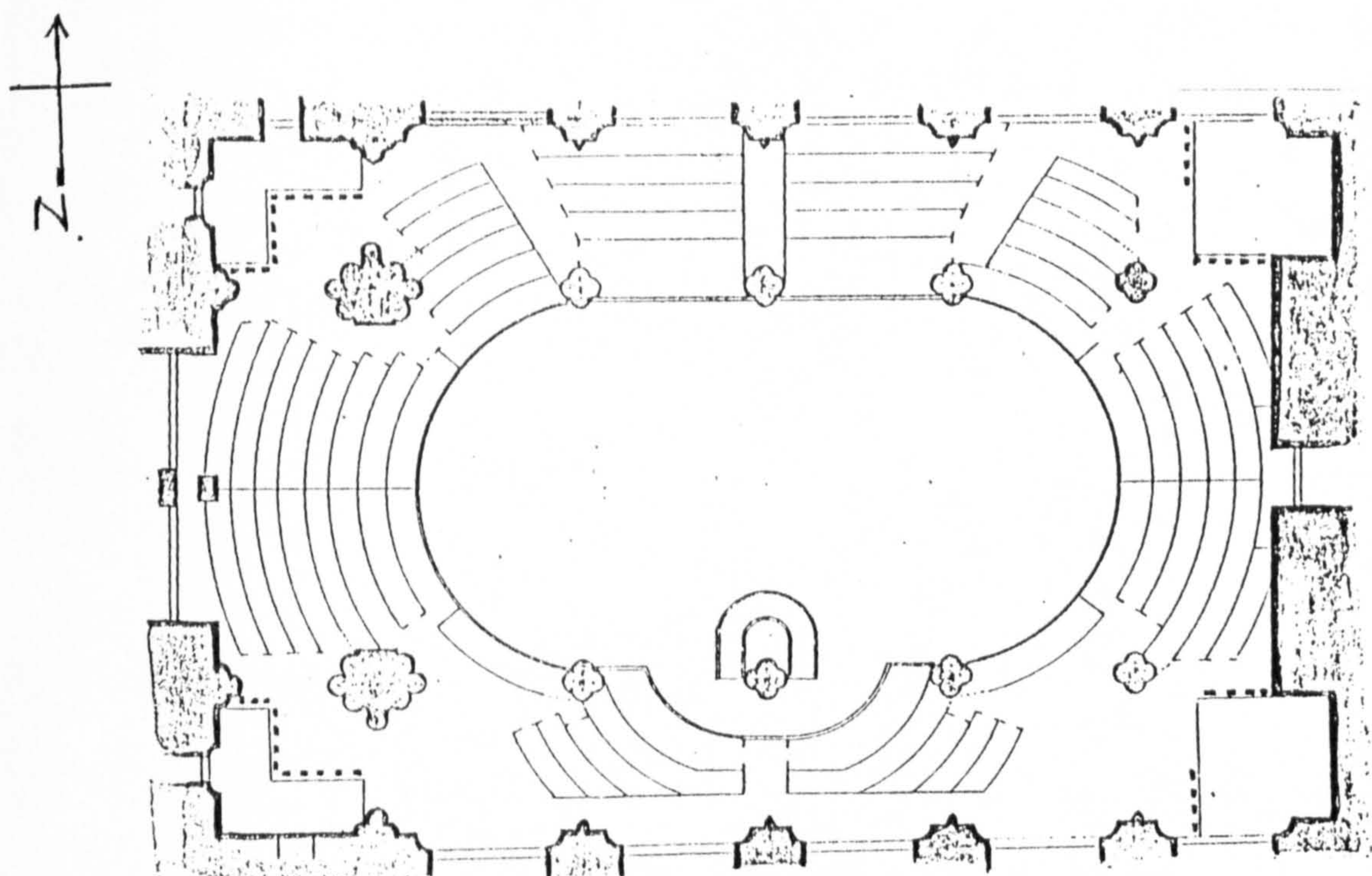


Figure 74b



Figure 74c

Figure 75a.



The facade of the church of St. Mary, as it appears in the 14th century.

The facade of the church of St. Mary, as it appears in the 14th century.

The facade of the church of St. Mary, as it appears in the 14th century.

The facade of the church of St. Mary, as it appears in the 14th century.

The facade of the church of St. Mary, as it appears in the 14th century.

Figure 75b.




Figure 75c.

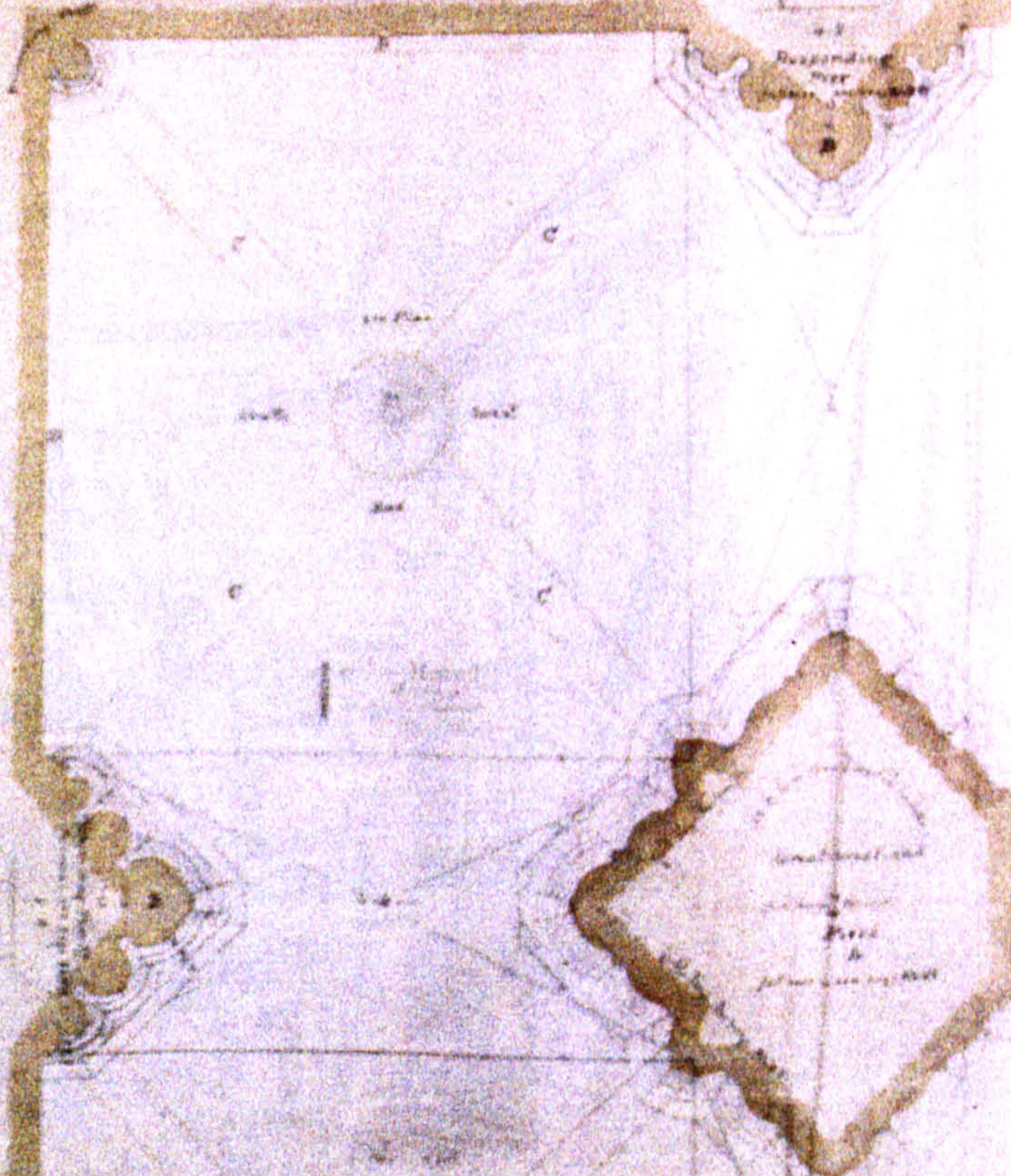
Sketch of the two great lines A B & C
and the great straight line D E F G H I
and the great curve J K L M N O P Q R S T U V W X Y Z
and the great curve A B C D E F G H I J K L M N O P Q R S T U V W X Y Z

Sketch of the two great lines A B & C
and the great straight line D E F G H I
and the great curve J K L M N O P Q R S T U V W X Y Z
and the great curve A B C D E F G H I J K L M N O P Q R S T U V W X Y Z



Sketch of the two great lines A B & C
and the great straight line D E F G H I
and the great curve J K L M N O P Q R S T U V W X Y Z
and the great curve A B C D E F G H I J K L M N O P Q R S T U V W X Y Z

The great lines have in connection with the section of the great lines
in general them



Sketch of the two great lines A B & C
and the great straight line D E F G H I
and the great curve J K L M N O P Q R S T U V W X Y Z
and the great curve A B C D E F G H I J K L M N O P Q R S T U V W X Y Z

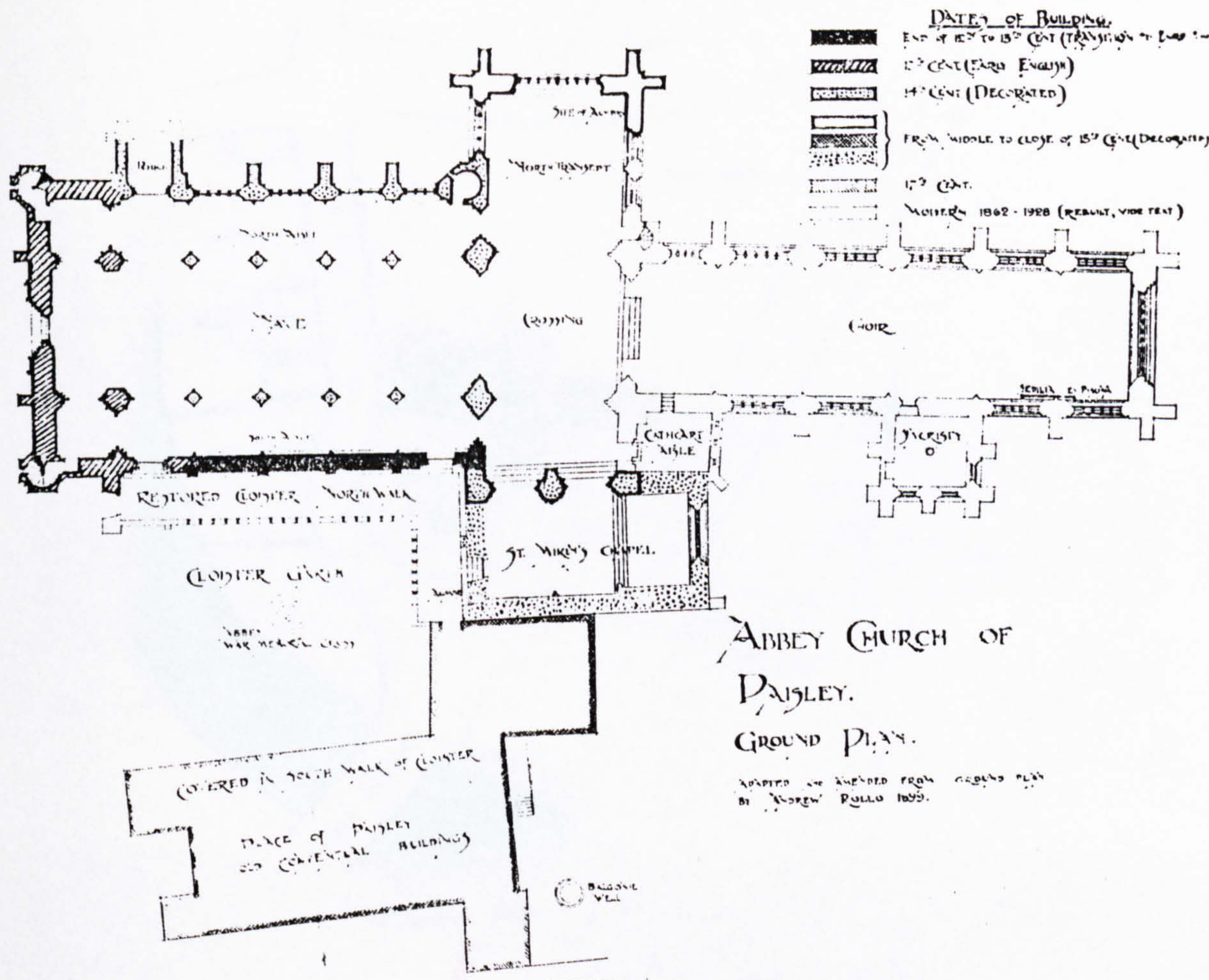
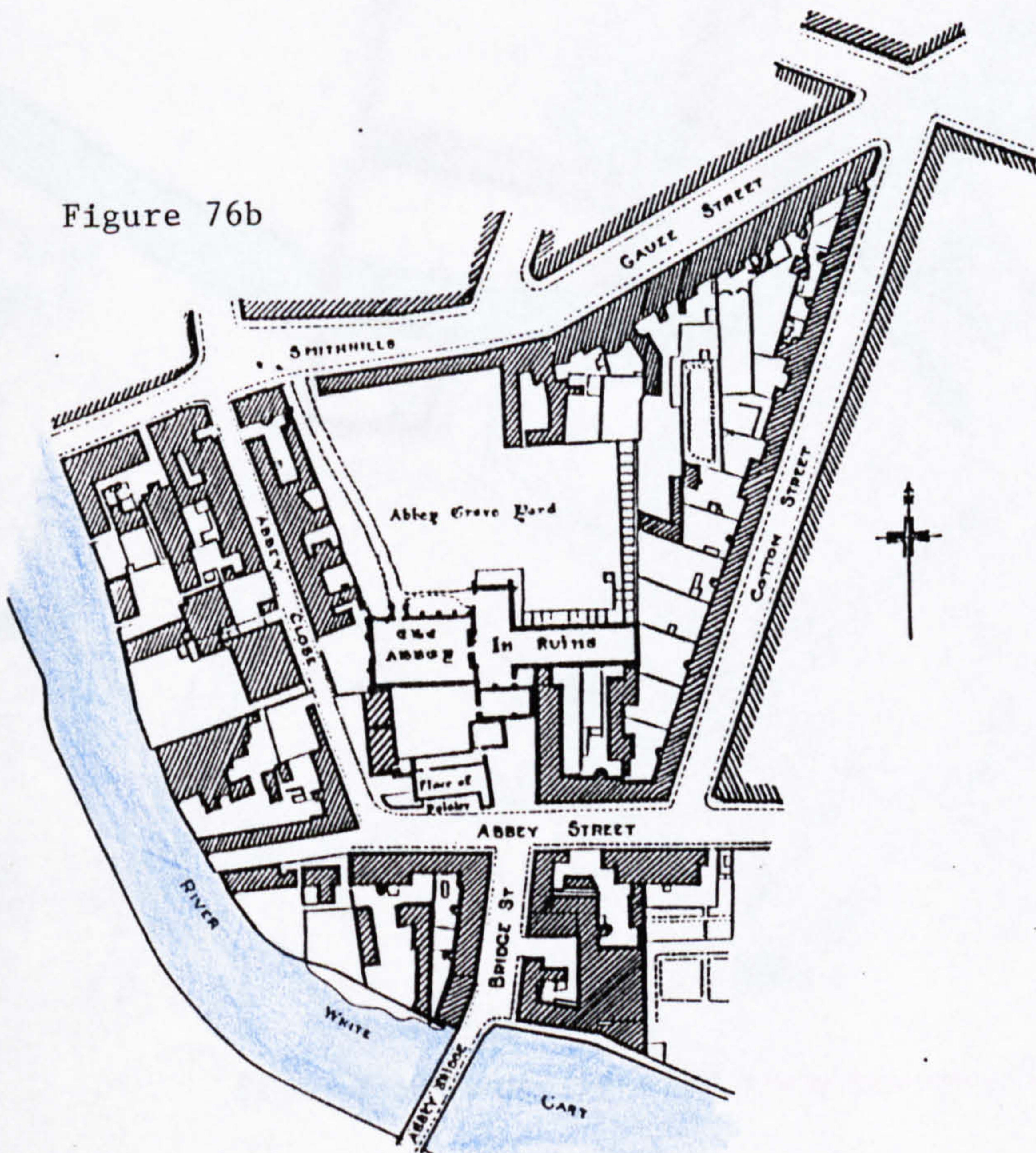


Figure 76a



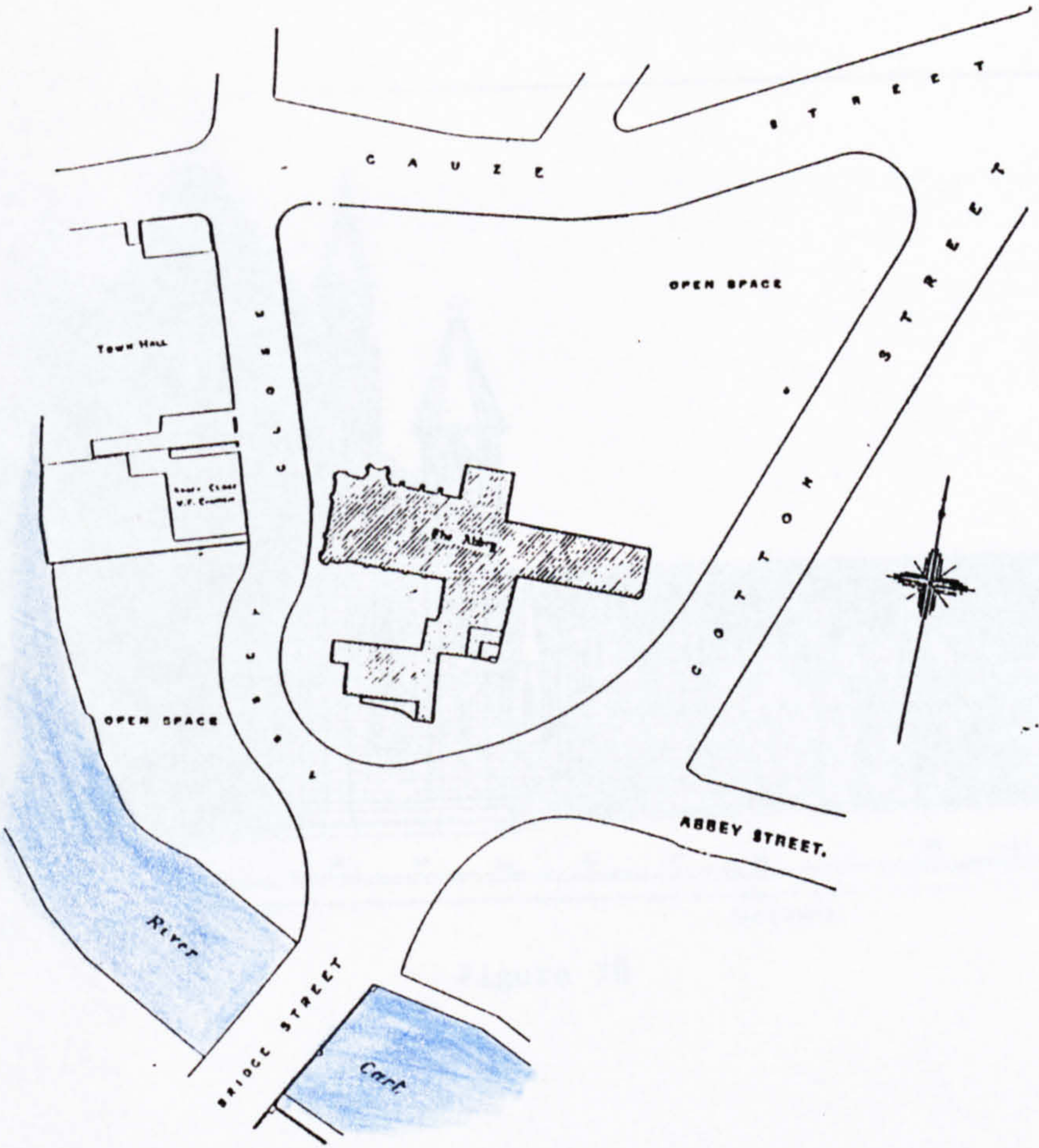


Figure 76c

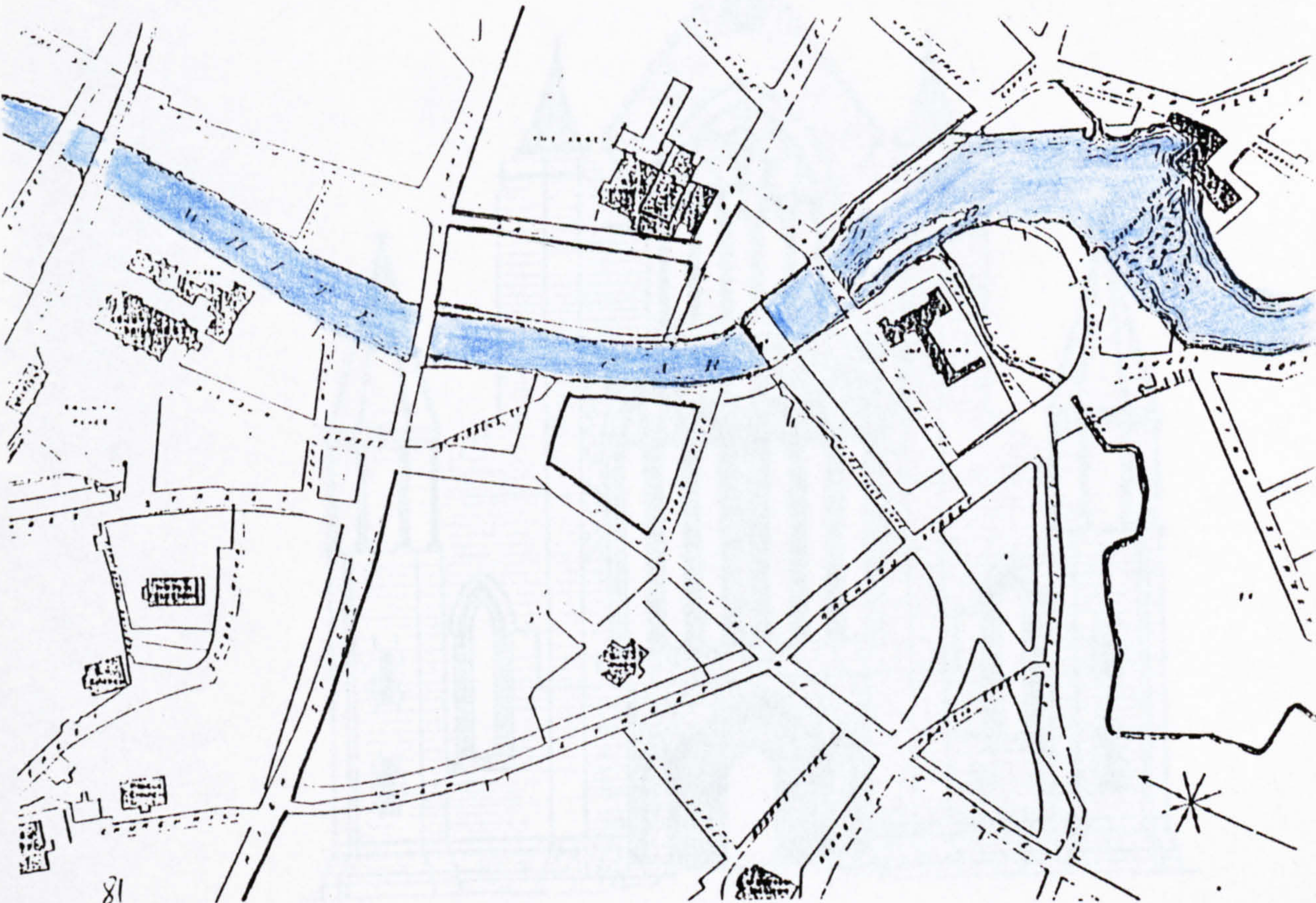


Figure 77a

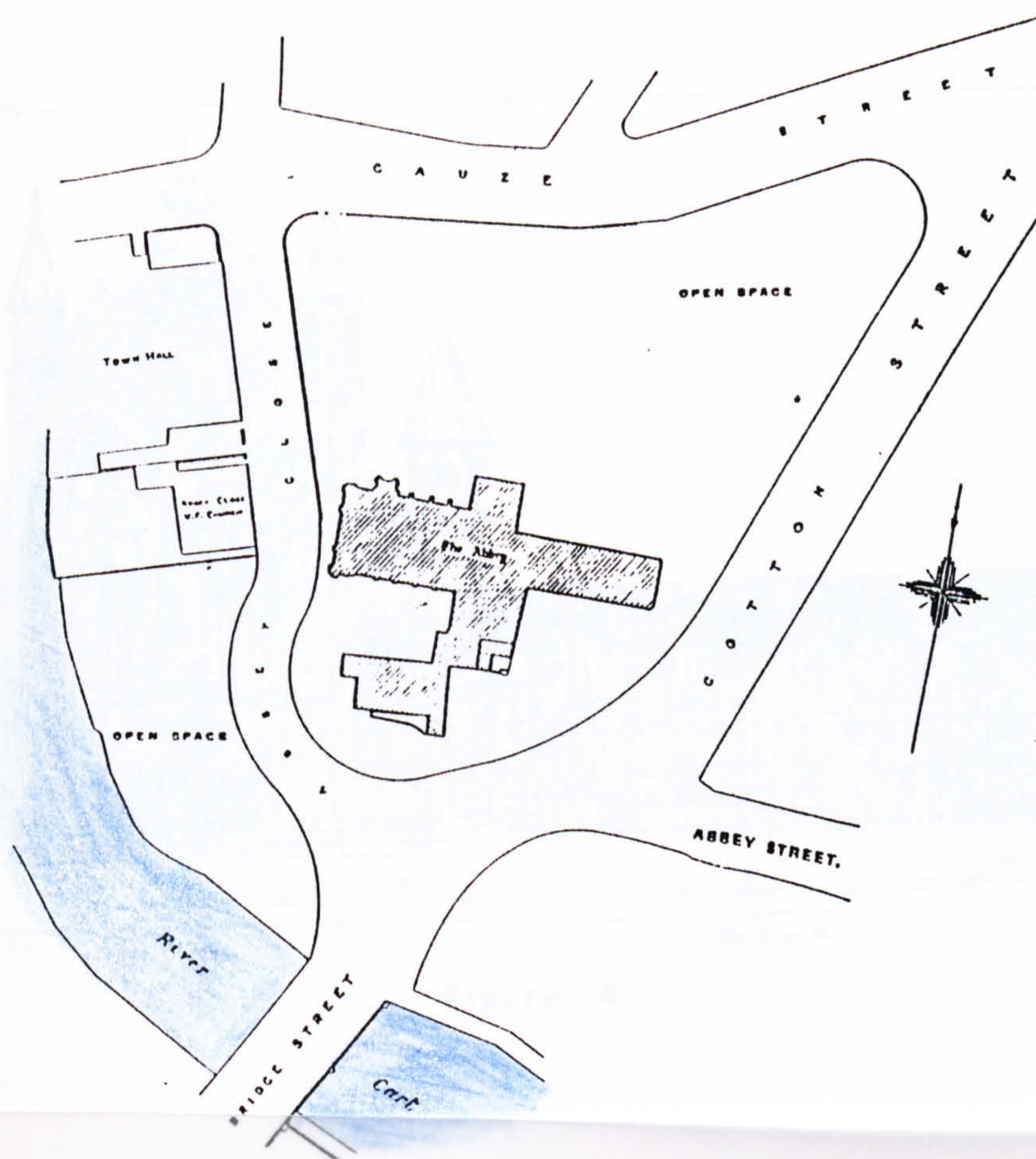


Figure 76c

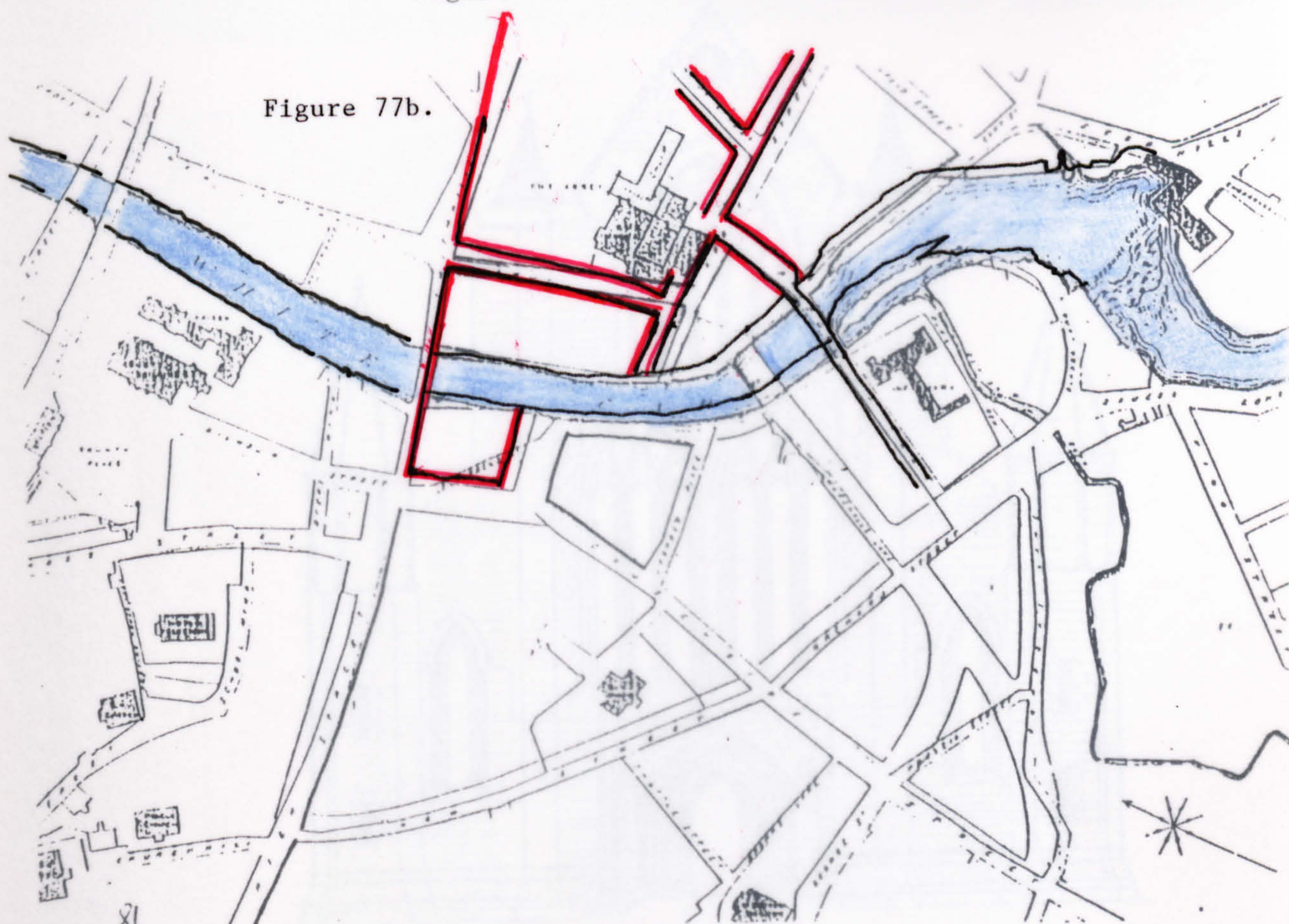
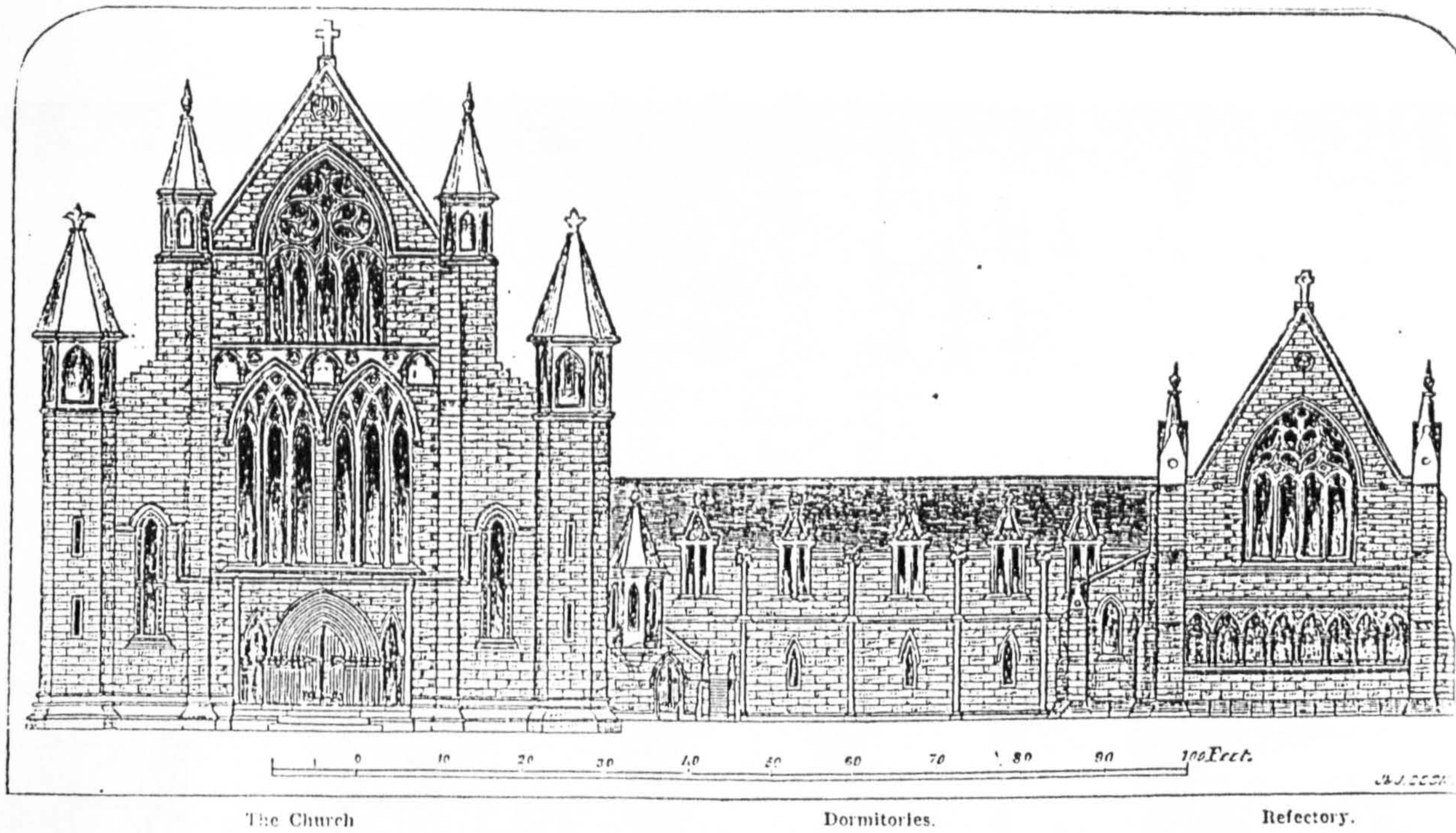


Figure 77b.

Figure 77a

line of alternative plan : —————



The Church

Dormitories.

Refectory.

Figure 78




Figure 79




Figure 80a




Figure 80b



Figure 80c




Figure 80d


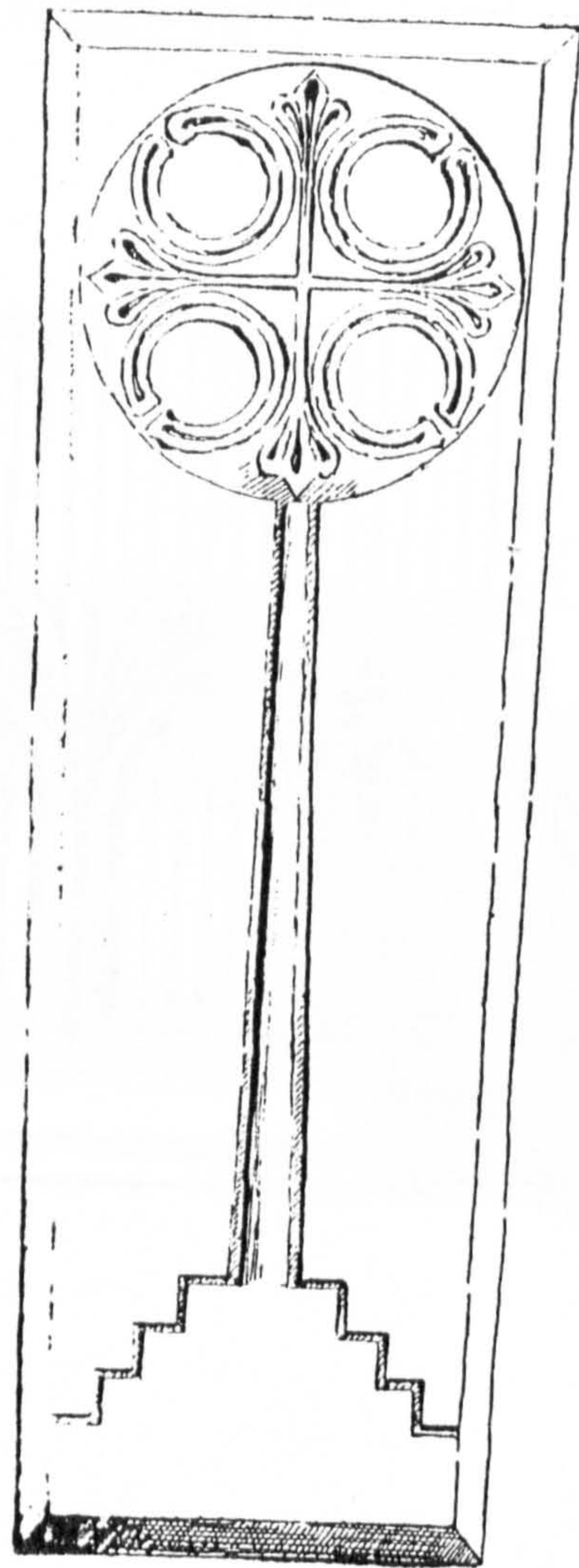


Figure 81a



81b




Figure 82a

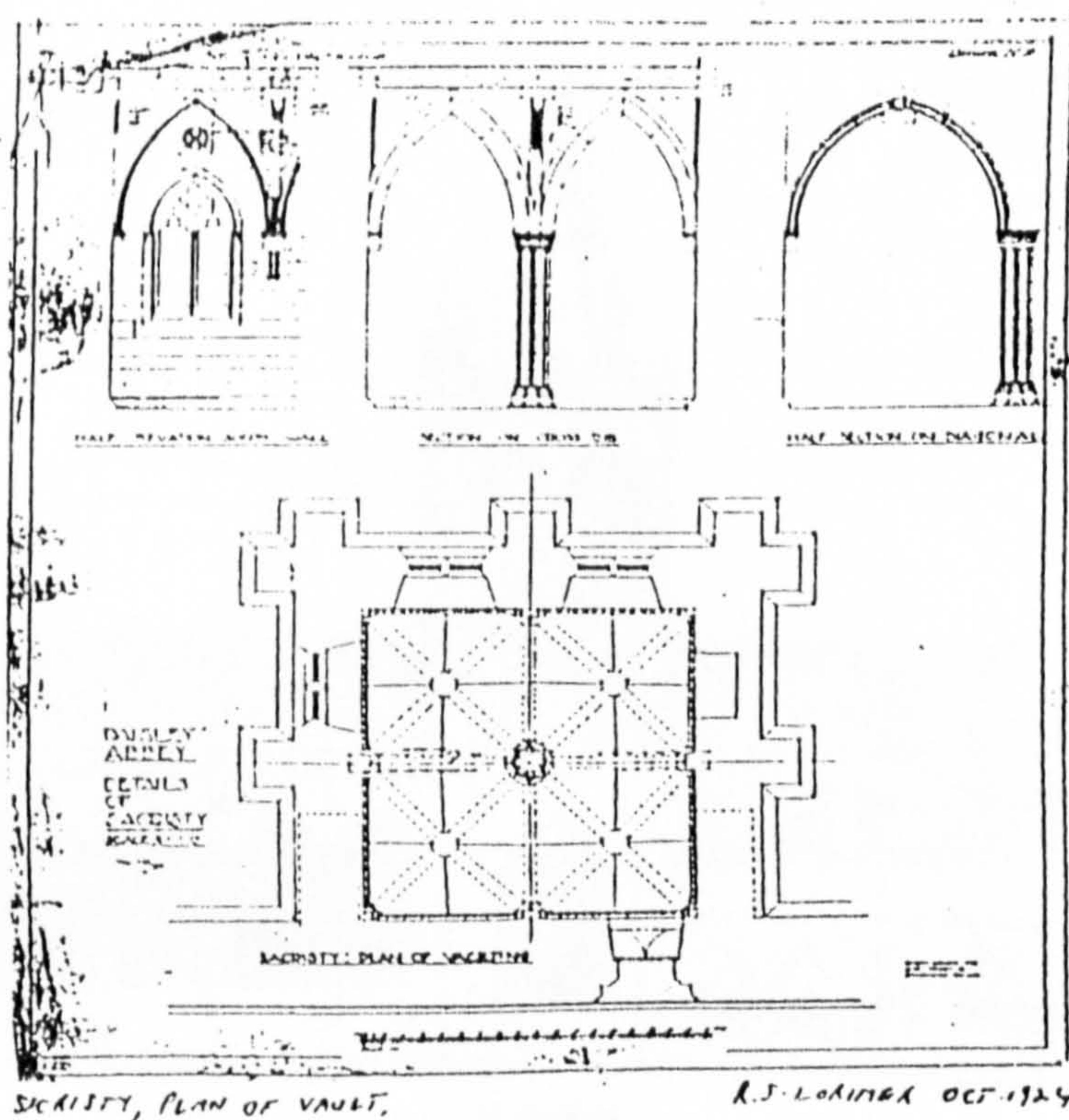
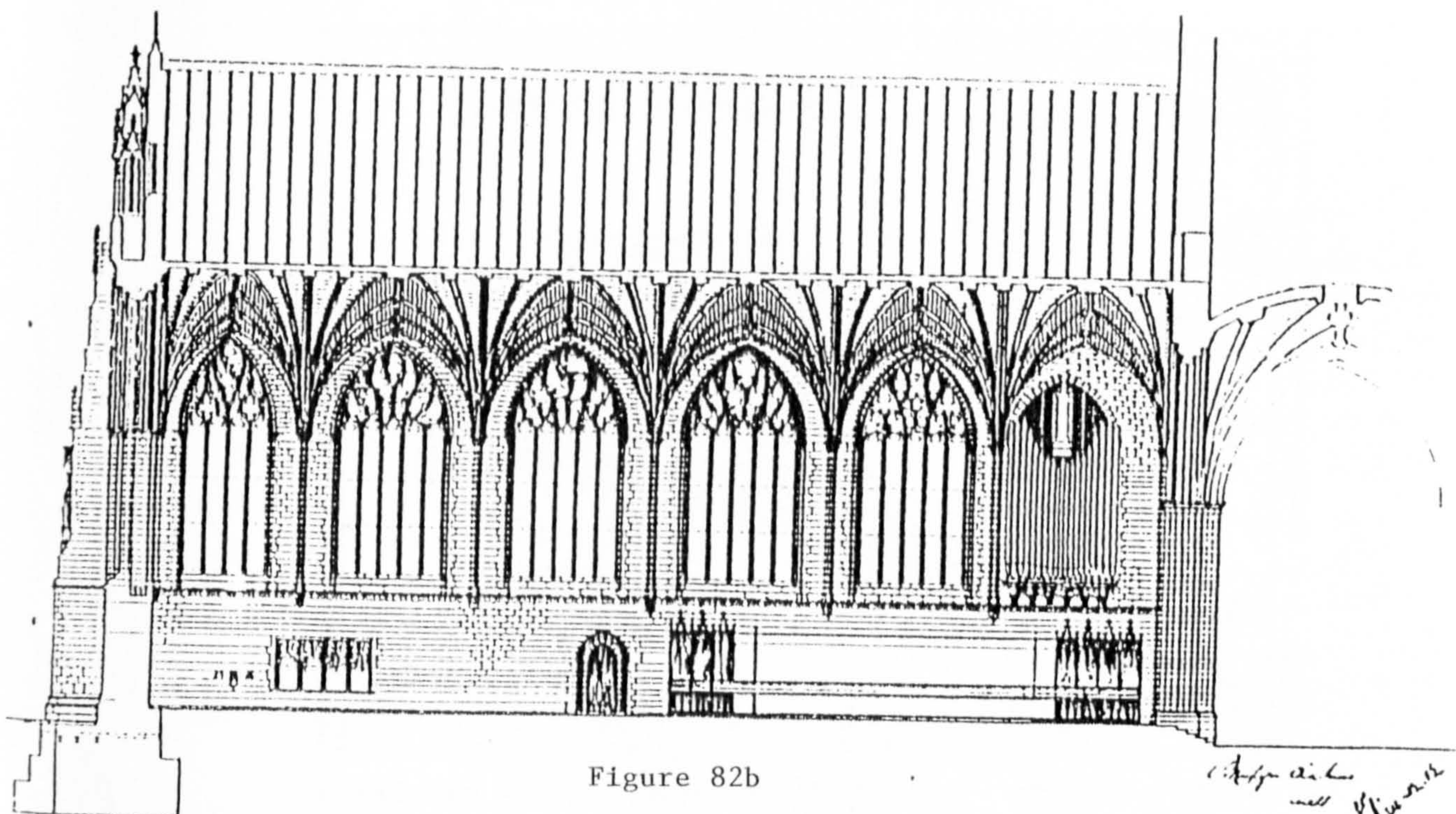
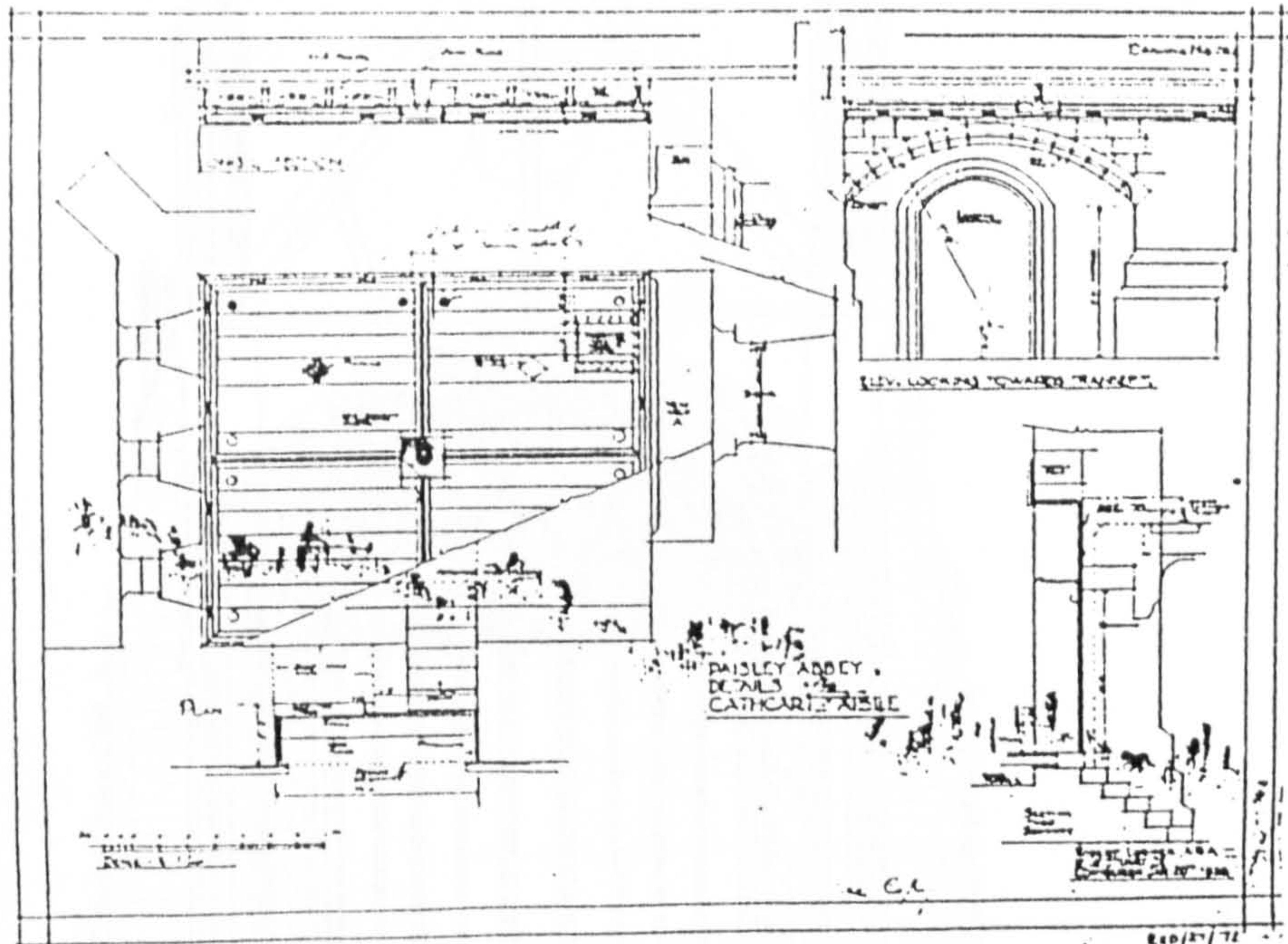


Figure 82c



DETAILS OF CATHCART AISLE, PLAN & SECTIONS. R.S. LORIMER. JAN. 20TH 1926

Figure 83

PAISLEY ABBEY

PAISLEY ABBEY: NORTH ELEVATION.
Mr. P. MacGREGOR CHALMERS, F.S.A. Scot., Architect




Figure 84a






Figure 84b



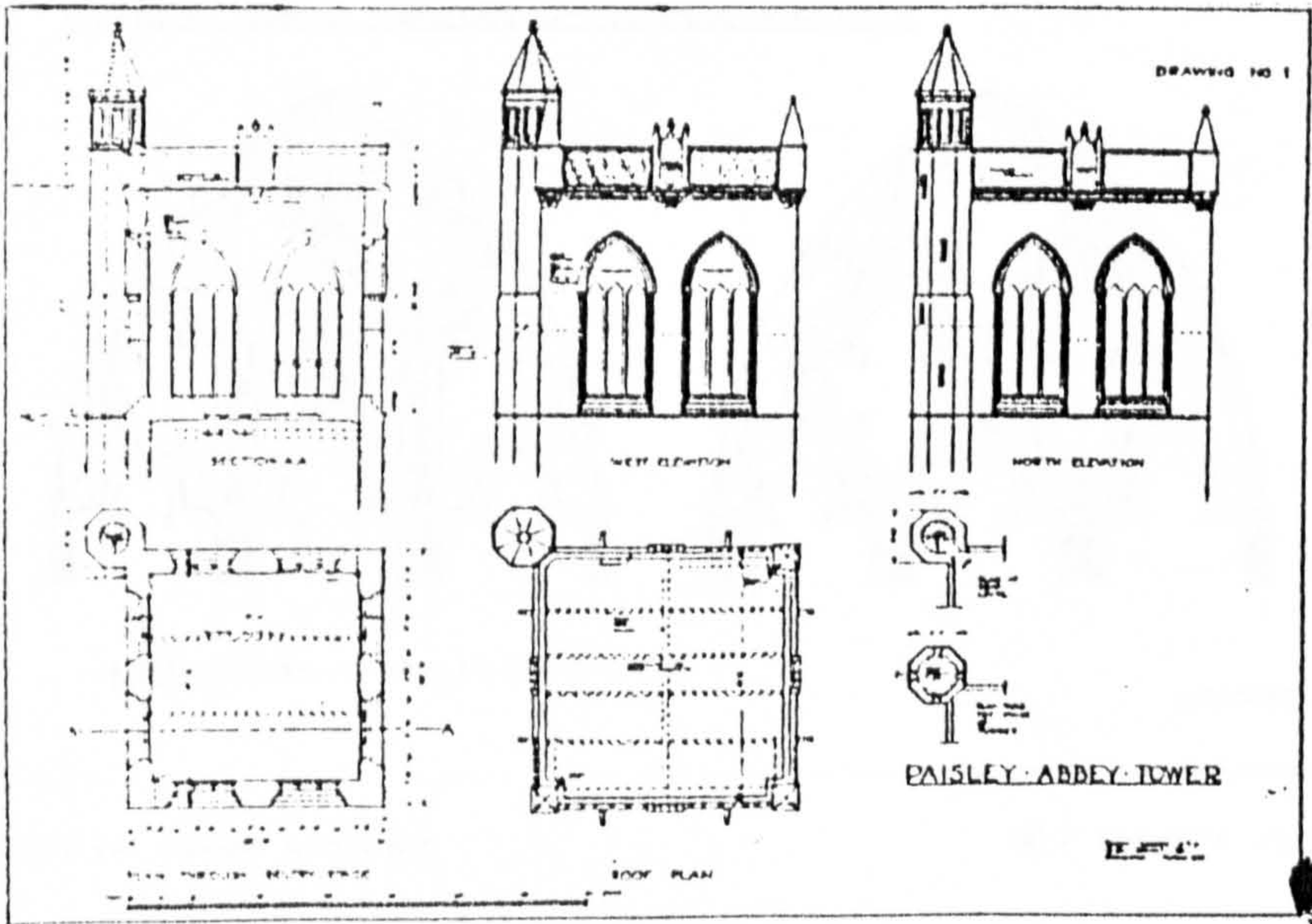
DALSLEY ABBEY
 English sketch for suggested design of tower
 PERPECTIVE VIEW OF CENTRAL TOWER, SUGGESTED DESIGN
 R S LORIMER 1922

Figure 85



ELEVATION OF CENTRAL TOWER, R.S. LORIMER, DEC. 1922
SUGGESTED DESIGN
This tower built by the monks, (see fig 44)

Figure 86



CENTRAL TOWER, N & W ELEVATIONS, SECTION & PLAN,
ROOF PLAN AND PLAN OF STAIR R.S. LORIMER 1922

Figure 87

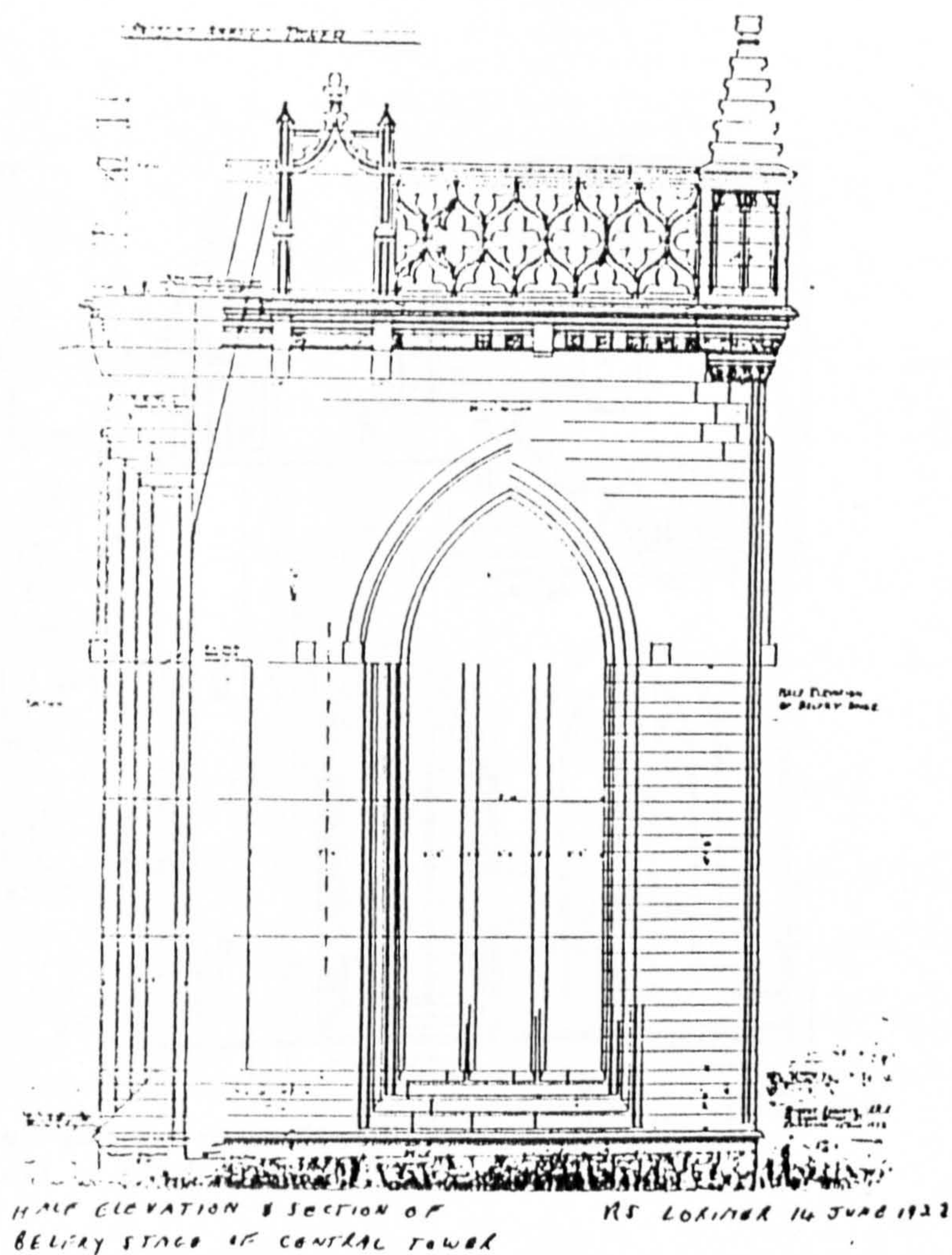


Figure 88a

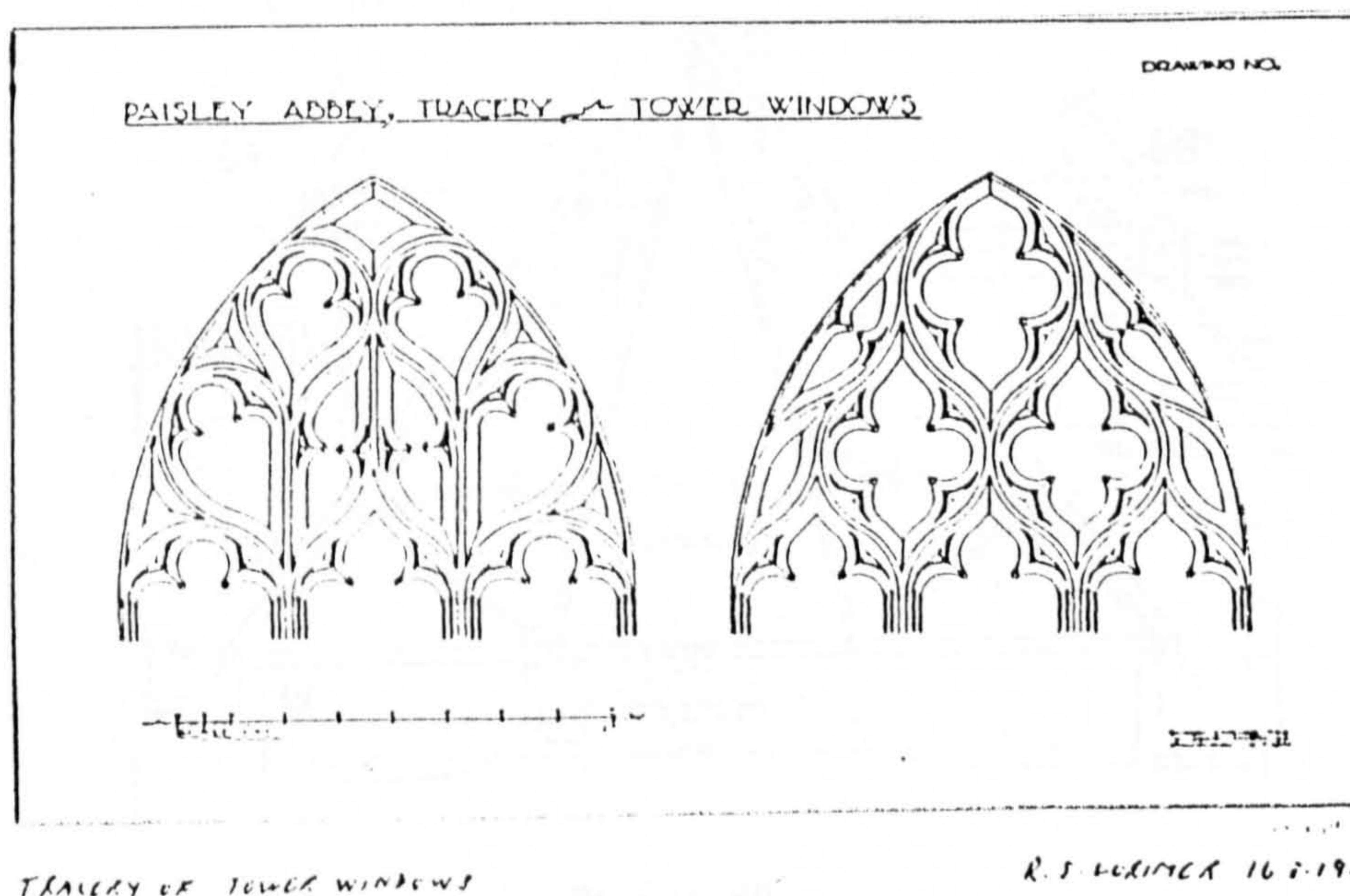


Figure 88b



Figure 93


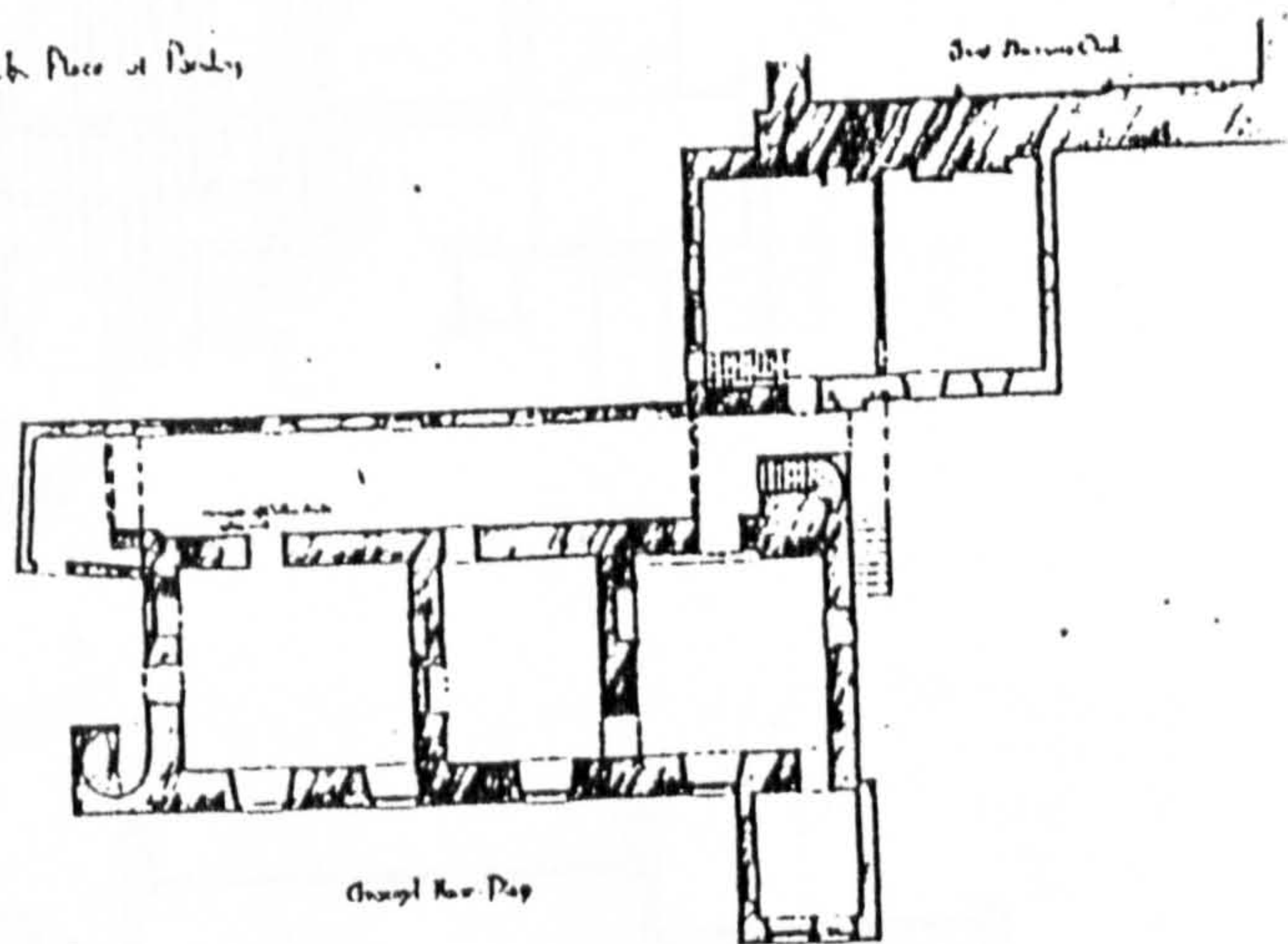


Figure 94

Ch. Place at Paisley



GROUND FLOOR PLAN

R.S. LORIMER

Figure 95a

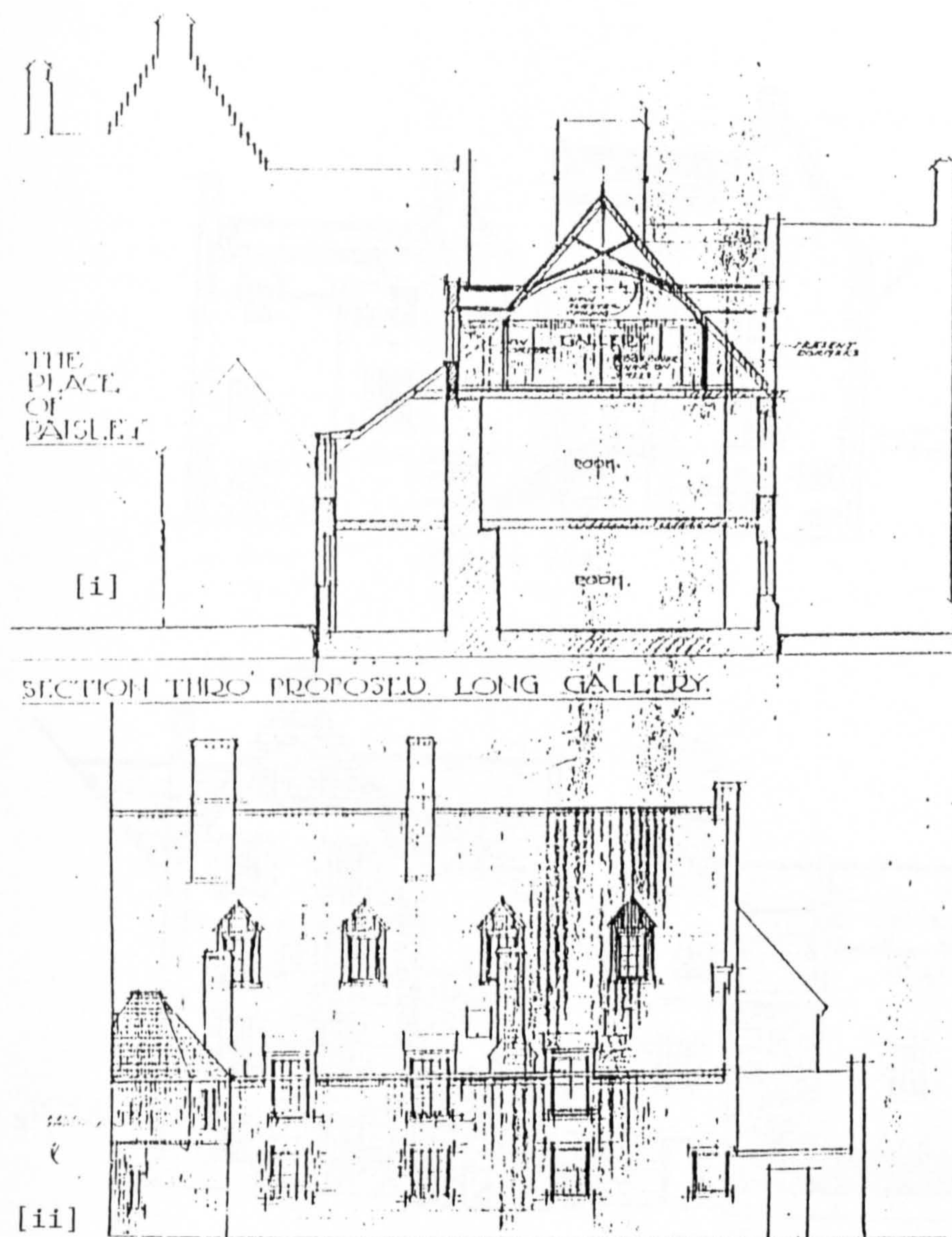


Figure 95b

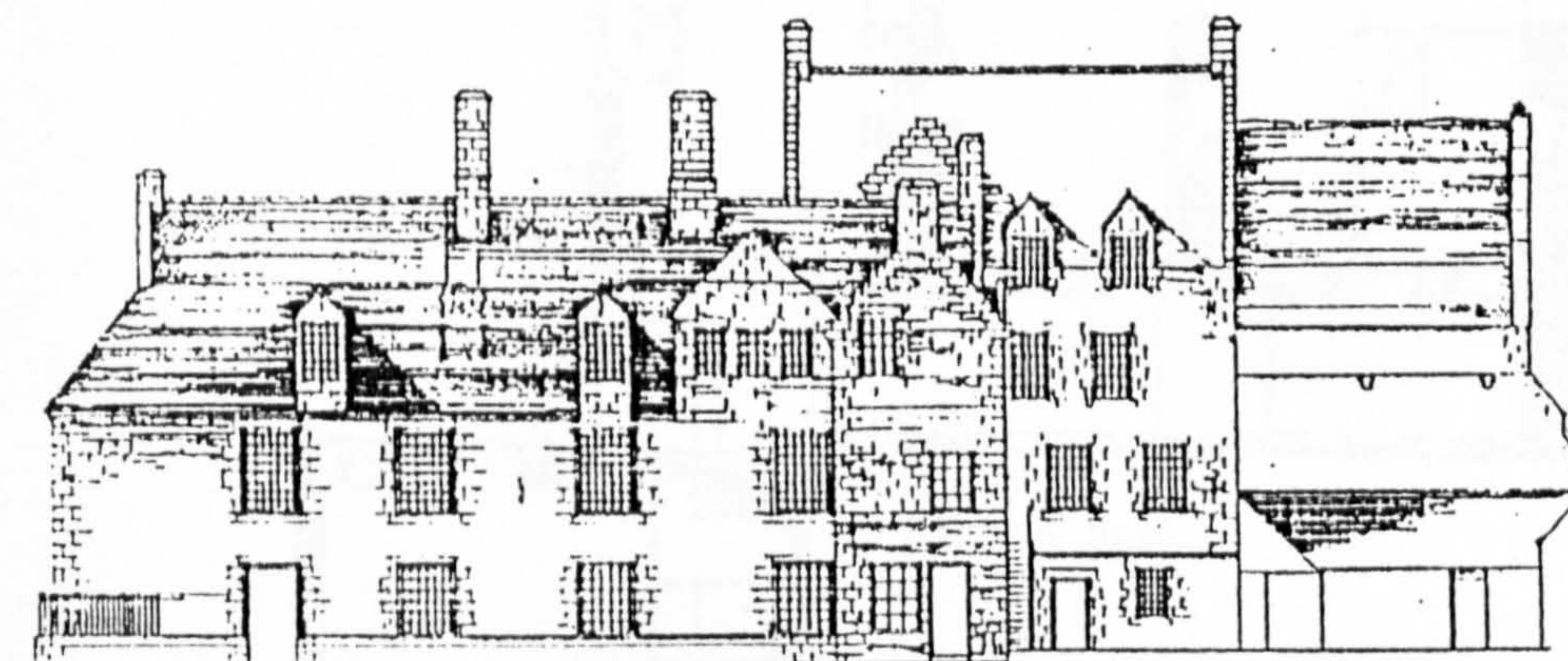


Figure 95c




Figure 95d



Figure 95e

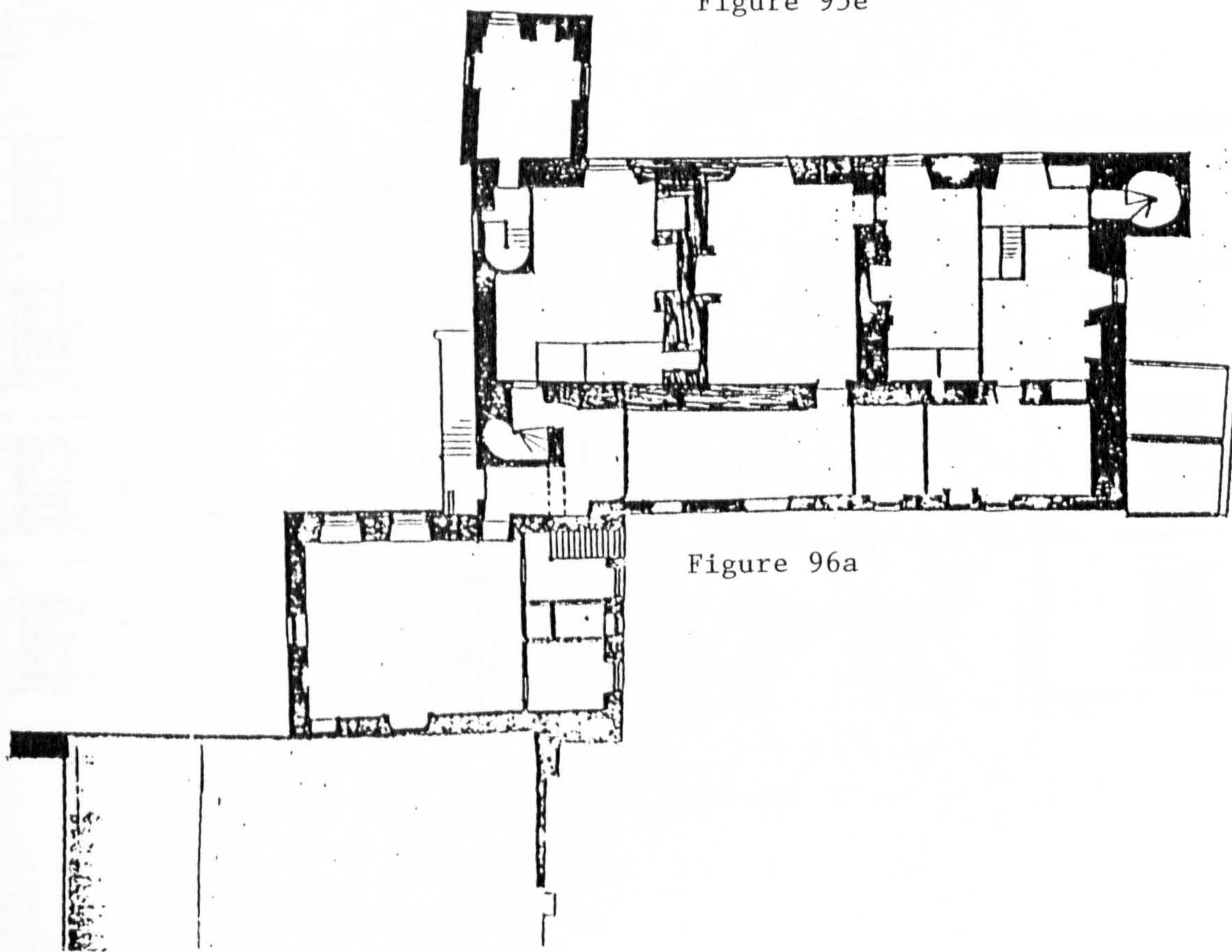


Figure 96a

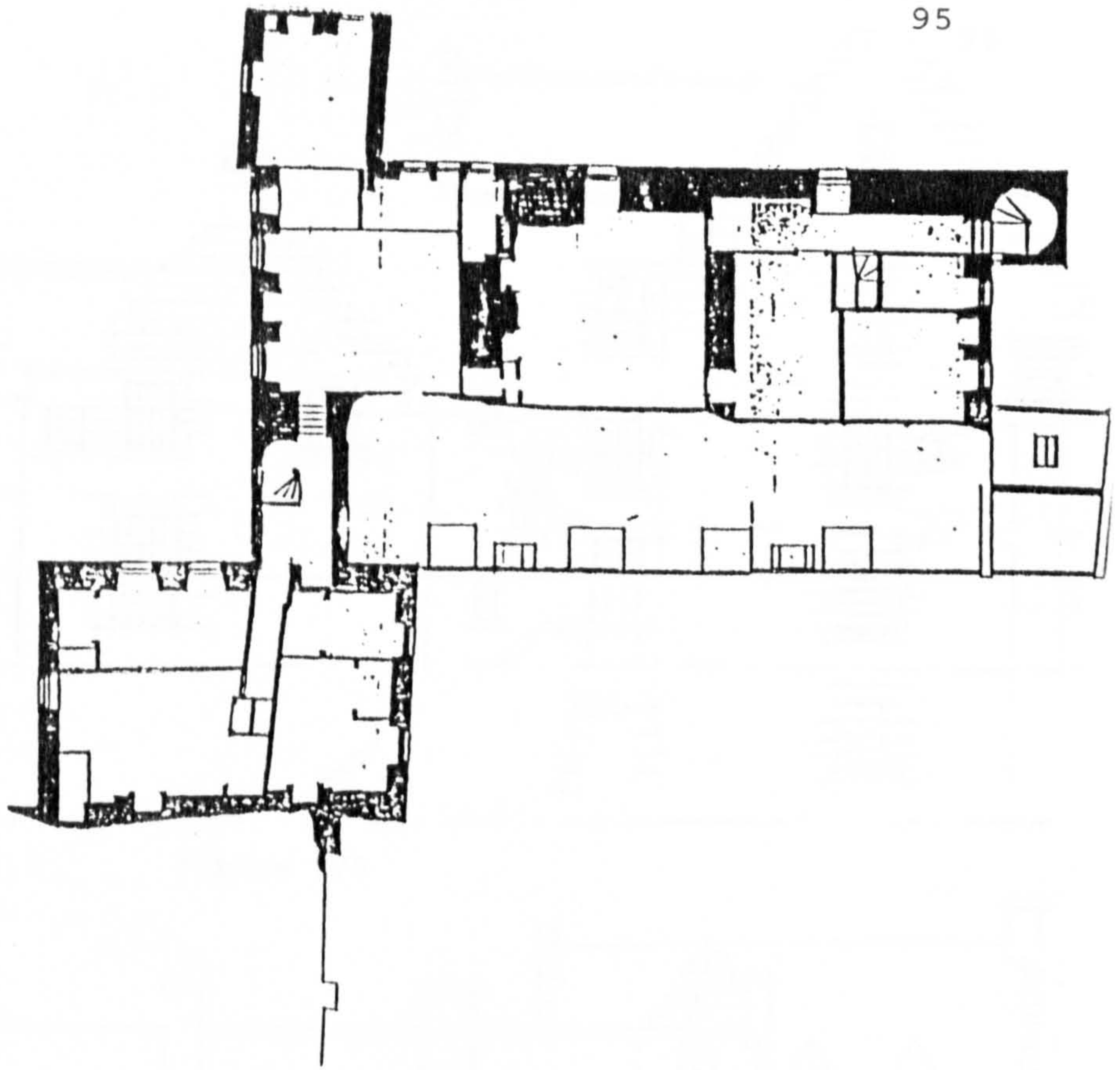


Figure 96b




Figure 97a

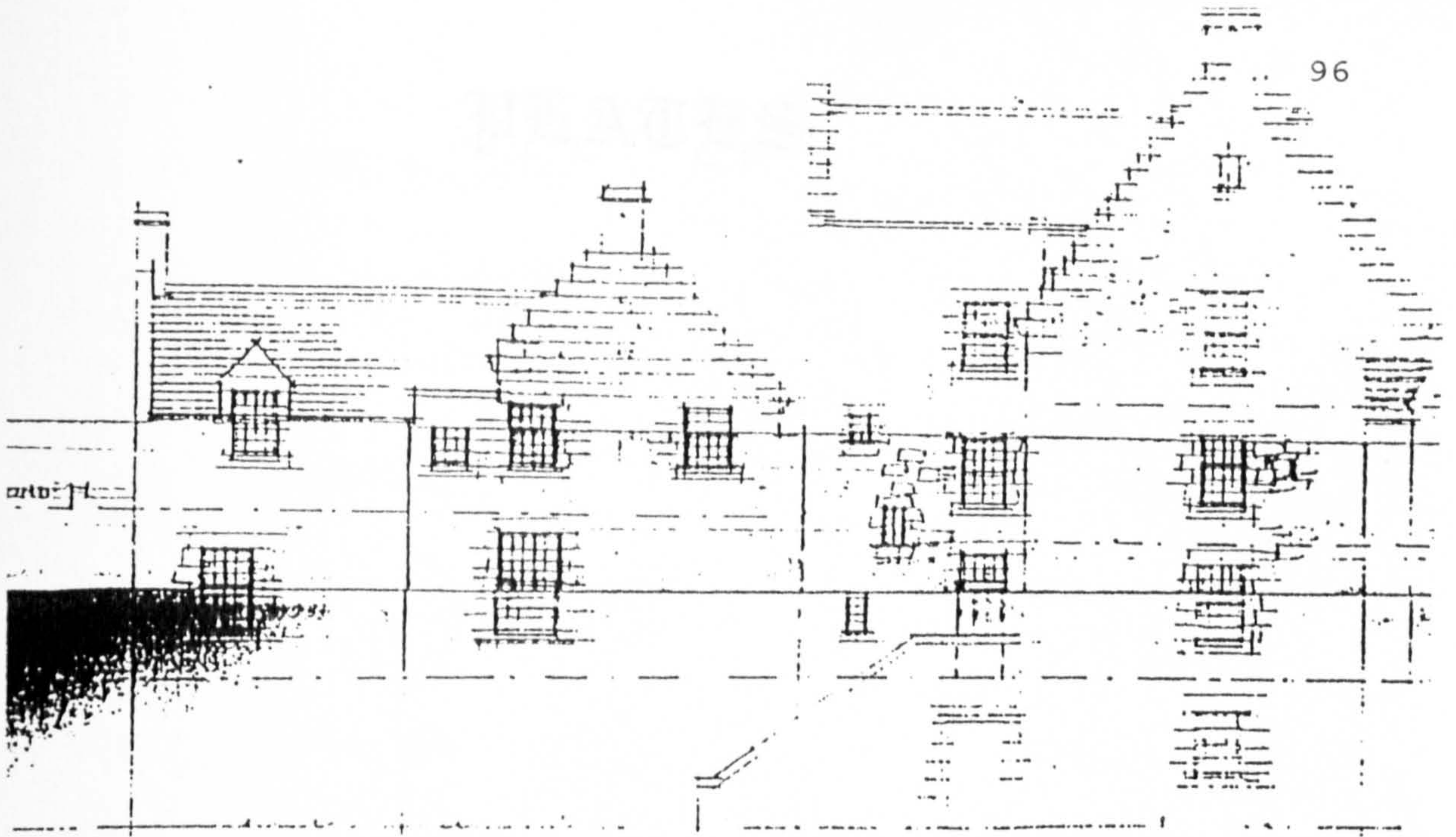


Figure 97b

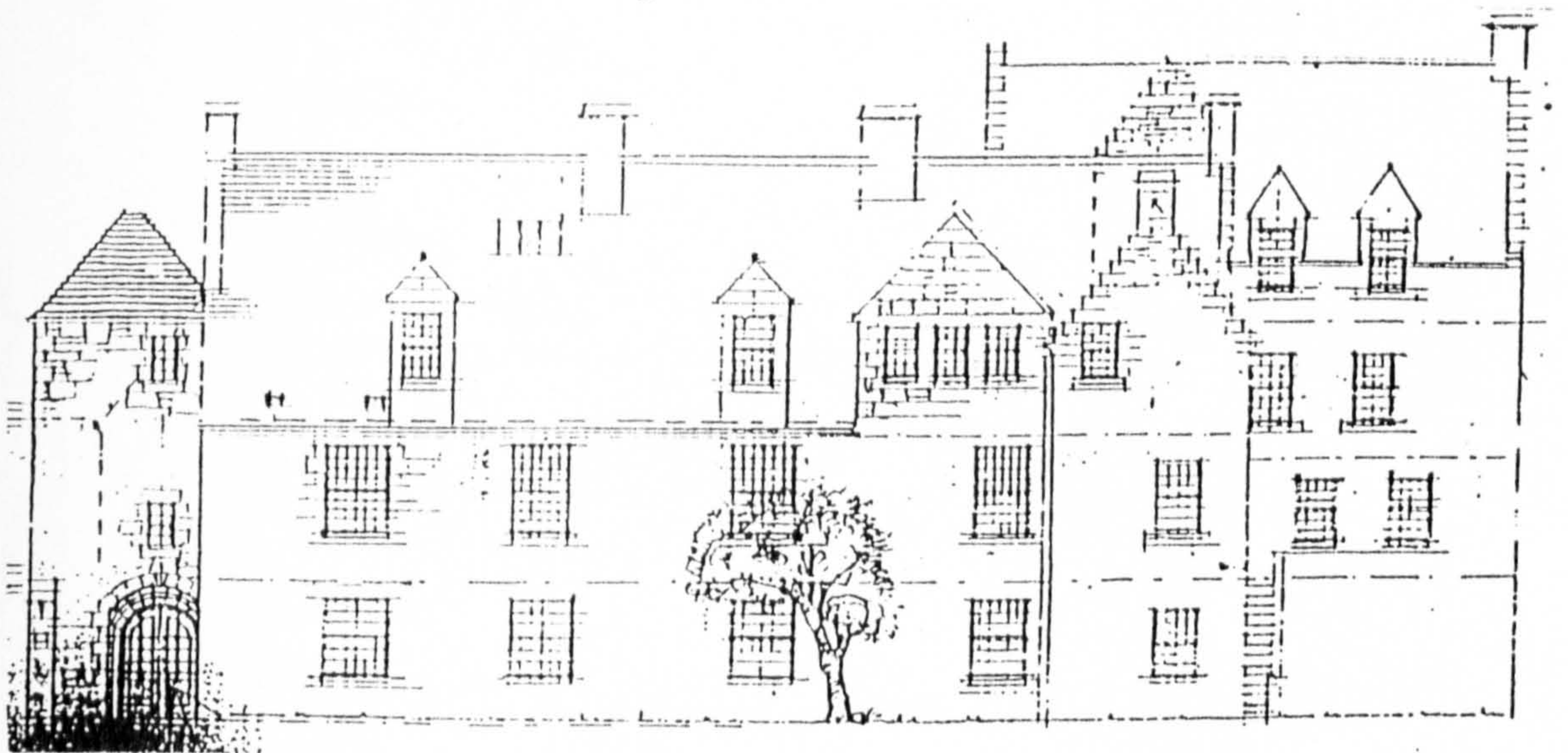


Figure 97c




Figure 98

PLATES

INTRODUCTION.

I have taken most of the photographs myself during my many site visits, and where necessary I have taken appropriate photographs from other texts.

Index.

Chap 1	A and B	117.
Chap 2	1-84b	118-189.
Chap 3	85a-164	189-246.
Chap 4	165-183c	246-259.
Chap 5	184a-223	259-290.

PLATES.

CHAP 1.

- A. View of Abbey Close in 1870, the west front appearing above the houses in centre ground.
- B. A 1928 view of the fully restored abbey of Paisley looking north from the Abbey Bridge.

CHAP 2.

- [1] Transitional capital in cloister, Paisley Abbey.
- [2] Base of Transitional capital cloister, Paisley Abbey.
- [3] West door, Paisley Abbey..
- [4a] Lancet, north aisle, Paisley Abbey.
- [4b] Lancet, south aisle, Paisley Abbey.
- [5] West door, Dunblane Cathedral.
- [6] West door, Inchamhome Priory.
- [7] West door, Cambuskenneth Abbey.

- [8a] North porch door, Dunblane Cathedral.
- [8b] South porch door, Dunblane Cathedral.
- [9a] North entrance door to Lower church, Glasgow Cathedral.
- [9b] South entrance door to Lower Church, Glasgow Cathedral.
- [10] Doorway St Sorrey, Drumacoo, Co Galway.
- [11] West front Dunblane, Billings.
- [12] West front Cathedral of Eu, France.
- [13] West front, Wells Cathedral.
- [14a] Twin west windows, Paisley Abbey.
- [14b] Thirteenth century windows in south aisle Paisley Abbey.
- [15] North transept, Glasgow.
- [16] West front, Peterborough Cathedral.
- [17] Billings, East end of Elgin Cathedral.
- [18] Detail of tabernacle work, west front Paisley Abbey.
- [19] West front Paisley Abbey, Billings.
- [20] West front, Arbroath Abbey.
- [21] North transept, Pluscarden Abbey, Billings.
- [22a] Interior of south west tower, Castle Acre Priory.
- [22b] Interior of north west tower, Arbroath Abbey.
- [22c] Interior of west front, Elgin Cathedral, showing towers.
- [23] Interior of Paisley Abbey showing westmost bays.
- [23a] South aisle Paisley Abbey.

- [23b] Chapels in Lower Church, Glasgow Cathedral.
- [23c] Detail of south aisle, Paisley Abbey.
- [24] Interior of north west corner of west front.
- [25] Choir Roof, Glasgow Cathedral.
- [26] Interior north west corner west front, Paisley Abbey.
- [27] North west corner of triforium, Paisley Abbey.
- [28] Corbelled head, Paisley Abbey.
- [29] South west corner of triforium, Paisley Abbey.
- [30] Choir, Glasgow Cathedral.
- [31] North transept, Triforium and clerestory, Hexham Abbey.
- [32] Triforium, south transept, Pluscarden Abbey.
- [33] Interior south aisle, Paisley Abbey.
- [34] Exterior south aisle, Paisley Abbey.
- [35] Exterior north aisle, Glasgow Cathedral.
- [36] South west cloister door, Paisley Abbey.
- [37] South transept, Dryburgh Abbey.
- [38] South transept, Cérisey-la-Forêt.
- [39a] Interior south transept, Paisley Abbey.
- [39b] Detail interior south aisle, Paisley Abbey.
- [40a] Bases of arcading south transept, Paisley Abbey.
- [40b] Base, Blackadder Aisle, Glasgow.
- [40c] Base, Lower Church, Glasgow.
- [40d] Bases, ambulatory chapels, Glasgow Cathedral.
- [41a] Ribbed ceiling St Mirren's Aisle from west, Paisley Abbey.

- [41b] Ribbed ceiling St Mirren's Aisle from east.
- [42a] North porch doorway, Paisley Abbey.
- [42b] Stiff-leaf capitals, north porch doorway, Paisley Abbey.
- [42c] Stiff-leaf capitals, north porch doorway, Paisley Abbey.
- [42d] North choir aisle doorway, Lincoln Cathedral.
- [43a] Stiff-leaf, Choir, Glasgow.
- [43b] Stiff-leaf, Choir, Glasgow.
- [43c] Stiff-leaf, St Mungo's tomb, Glasgow.
- [43d] Stiff-leaf, St Mungo's tomb, Glasgow.
- [44] East end, Arbroath Abbey.
- [45a] Base course at west front, Paisley Abbey.
- [45b] Base course at east end, Glasgow Cathedral.
- [46] Detail of tracery, west gable window, Paisley Abbey.
- [47] Nine altars window, Durham Cathedral.
- [48] Tracery north transept triforium, Glasgow Cathedral.
- [49] Clerestory and triforium, Paisley Abbey.
- [50a] James, John, TEMPLE MAKERS OF THE PARIS BASIN, (Australia, West Grinstead Publishers, 1989); plate 1, two western bays of nave, St-Remi, Reims.
- [50b] ibid. plate 35, detail of inserted jamb alongside north rose window, Laon.
- [50c] Meeting of thirteenth and fourteenth century work in the triforium, Westminster Abbey.
- [51a] Capital of nave arcading, Paisley Abbey.
- [51b] Capital south transept respond, Lincluden.
- [52] Nave, Dunkeld Cathedral, Billings.

- [53] North aisle, Paisley Abbey.
- [54a] Respond north aisle, Paisley Abbey.
- [54b] Respond south transept, Lincluden College.
- [55] North aisle buttresses, Paisley Abbey.
- [56a] North aisle windows, Paisley Abbey
- [56b] Eastmost window, north aisle, Paisley Abbey.
- [56c] Second window from east, north aisle, Paisley Abbey.
- [57a] Reveals of north aisle windows, Paisley Abbey..
- [57b] The choir Ste Chapelle, Riom.
- [57c] The nave and choir St Merry, Paris.
- [58] John Morrow's plaque (restored), south transept Melrose Abbey.
- [59] 1805 print of eastmost windows north aisle, Paisley Abbey.
- [60] South aisle window, second chapel from east, Melrose Abbey.
- [61] La Grange Chapel, Amiens Cathedral.
- [62] Eastmost window, south aisle, Melrose Abbey.
- [63] North transept, Paisley Abbey, after Rowand Anderson's restoration.
- [64a] Great north transept window, Paisley Abbey (restored).
- [64b] Great south transept window, Melrose Abbey.
- [65a] West window north transept, Paisley Abbey (restored).
- [65b] Detail of west window north transept, Paisley Abbey.
- [65c] West window north transept, Paisley Abbey.
- [66] Abbot George Schaw's Coat-of-Arms, now attached to west gable wall of The Place, Paisley Abbey.

- [67a] Clerestory walk, Paisley Abbey.
- [67b] Interior south aisle, Rouen Cathedral.
- [67c] Detail of south aisle, Rouen Cathedral.
- [67d] View of interior St Serge, Angers.
- [68a] Exterior south aisle and Clerestory, Paisley Abbey.
- [68b] Alien gargoyle south Clerestory, Paisley Abbey.
- [69a] West gable window, Paisley Abbey.
- [69b] Detail of tracery, west gable window, Paisley Abbey.
- [69c] Detail of tracery, west gable window, Paisley Abbey.
- [69d] Detail of tracery, west gable window, Paisley Abbey.
- [69e] Form of west gable window, Paisley Abbey.
- [69f] Renen (Gelderland). Ned.Herv. Kerk, south door.
- [70] Exterior of east window, St Mirren's Aisle, Paisley Abbey.
- [71] Second window from west, south aisle, Paisley Abbey.
- [72a] Choir at Paisley Abbey from the north, prior to restoration.
- [72b] Choir Dunblane Cathedral, Billings.
- [72c] Choir at Paisley Abbey from the south, showing extant evidence of late medieval buttresses.
- [73a] Late Flemish choir stalls, Dunblane.
- [73b] Late Flemish choir stalls, Dunblane.
- [74a] Altar from the church of the Augustinian Friars, Nuremberg.
- [74b] Altar from the chapel of Mary in St Denis.

- [74c] Altar from St Denis.
- [75] Sculpted fragment of retable, Paisley Abbey.
- [76] Sculpted fragment of Entombment, Paisley Abbey.
- [77a] Sedilia in choir, Paisley Abbey.
- [77b] Detail of sedilia in choir, Paisley Abbey.
- [77c] Choir showing sacristy door, Paisley Abbey.
- [78] Painted waggon roof choir, Carlisle Cathedral.
- [79a] Sculpted figure triforium, Paisley Abbey.
- [79b] Sculpted figure triforium, Paisley Abbey.
- [80a] "Princess Marjory's Tomb" with carved and moulded canopy in its former site of St Mirren's Aisle, Paisley Abbey.
- [80b] Sculpted figure of Abbot John de Lithgow I, on tomb in choir, Paisley Abbey.
- [80c] Coats of Arms on tomb in choir, Paisley Abbey, of [i] Paisley Abbey, [ii] Cluny Abbey, and [iii] The Stewards.
- [81a-d] Four photographs showing Marjory's tomb being dissembled in St Mirren's Aisle prior to removal to its present site in the choir.
- [82] Pulpitum, Glasgow.
- [83a] Medieval German rood screen.
- [83b] Reconstruction of medieval rood screen.
- [83c] Reconstruction of medieval parish church showing rood screen with altar, and nave chantries.
- [83d] Reconstruction of medieval parish church showing choir stalls behind rood screen.
- [84a] Stonework north side of gable, west front, Paisley Abbey.
- [84b] Stonework south side of gable, west front, Paisley Abbey.

CHAP 3.

- [85a] Late eighteenth or early nineteenth century lithograph of cottage described as Yett House of Paisley Abbey.
- [85b] Slezer's print of Paisley shows a tall building near to where the gatehouse of the abbey would have stood, and in proportion similar to contemporary abbey gatehouses. The gatehouse was extant at this time.
- [85c] The gatehouse at the Cluniac abbey of Crossraguel.
- [86] Gatehouse at the Cluniac priory of Thetford.
- [87] Gatehouse at the Cluniac priory of Castle Acre.
- [88] Steel Maitland's restoration of the Place. Here above the fireplace in the former minister's sitting room are the Arms of Scotland which may have decorated Abbot George Schaw's great wall.
- [89] George Schaw's inscription from his wall, and now in the rebuilt cloister, with the fifth line missing.
- [90a] St Andrew's Cathedral Priory from the air showing the extent of the monastic wall. It gives the observer a good impression of the appearance of Abbot Schaw's wall.
- [90b] Dove-cot and part of monastic wall at Crossraguel Abbey.
- [91] The cloister of Paisley Abbey from the west, showing St Mirren's Aisle.
- [92a] The cloister walk Norwich Cathedral, showing cloister seating.
- [92b] MacGregor Chalmers's restored "wall seat" in Paisley Abbey's restored cloister.
- [93] Cloister walk at Gloucester Cathedral, showing study carrels.
- [94] MacGregor Chalmers's restored cloister arcading, Paisley Abbey.
- [95] Original twin water-leaf capitals found in

cloister.

- [96] Water-leaf capitals in the triforium at Jedburgh Abbey.
- [97] Water-leaf capitals in the east processional doorway at Dryburgh Abbey.
- [98a] Cloister arcading at the Cistercian abbey of Newminster, Northumbria.
- [98b] Detail of water-leaf capitals in cloister arcades at Newminster Abbey.
- [99] Transitional east processional doorway, Paisley Abbey.
- [100] Entrance to chapter house, with nearby slype, at Kilwinning Abbey.
- [101] Book cupboard in cloister at Dryburgh Abbey, with slots for shelving.
- [102] Chapter house at Castle Acre, showing evidence of how blind arcading decorated the walls.
- [103] Chapter house at the Cluniac priory of Wenlock, showing blind arcading and evidence vaulting.
- [104] Remnants of the chapter house at Thetford Priory.
- [105] Remnants of entrance to chapter house at the once Cluniac priory of Monk Bretton.
- [106] Interior of chapter house at Crossraguel Abbey.
- [107] Artist's impression of former chapter house at Wenlock Priory.
- [108] Chapter house of Augustinian Canons at Bristol Cathedral.
- [109a] Remnants of corbelling belonging to the chapter house at Paisley Abbey.
- [109b] Detail of corbelling at site of former chapter house at Paisley Abbey.
- [110] Archaeological evidence of springers and vaulting at St Andrews Cathedral.
- [111a] Interior of chapter house at Dryburgh Abbey.

cloister.

- [96] Water-leaf capitals in the triforium at Jedburgh Abbey.
- [97] Water-leaf capitals in the east processional doorway at Dryburgh Abbey.
- [98a] Cloister arcading at the Cistercian abbey of Newminster, Northumbria.
- [98b] Detail of water-leaf capitals in cloister arcades at Newminster Abbey.
- [99] Transitional east processional doorway, Paisley Abbey.
- [100] Entrance to chapter house, with nearby slype, at Kilwinning Abbey.
- [101] Book cupboard in cloister at Dryburgh Abbey, with slots for shelving.
- [102] Chapter house at Castle Acre, showing evidence of how blind arcading decorated the walls.
- [103] Chapter house at the Cluniac priory of Wenlock, showing blind arcading and evidence vaulting.
- [104] Remnants of the chapter house at Thetford Priory.
- [105] Remnants of entrance to chapter house at the once Cluniac priory of Monk Bretton.
- [106] Interior of chapter house at Crossraguel Abbey.
- [107] Artist's impression of former chapter house at Wenlock Priory.
- [108] Chapter house of Augustinian Canons at Bristol Cathedral.
- [109a] Remnants of corbelling belonging to the chapter house at Paisley Abbey.
- [109b] Detail of corbelling at site of former chapter house at Paisley Abbey.
- [110] Archaeological evidence of springers and vaulting at St Andrews Cathedral.
- [111a] Interior of chapter house at Dryburgh Abbey.

- [111b] Interior of chapter house at Inchmahome Priory.
- [111c] Interior of chapter house at St Andrews Cathedral.
- [112] Entrance to chapter house at Pluscarden Priory, now Abbey.
- [113] Undercroft of the entrance block at Dunfermline Abbey.
- [114] Cellars below the former west range at Paisley Abbey during demolition.
- [115] Undercroft of monks' dorter at Castle Acre Priory, looking south.
- [116] Inner parlour at Crossraguel Abbey.
- [117] Built-up archway in office of Paisley Abbey, to the east.
- [118] Interior of monks' dorter at the Cistercian abbey of Cleeve.
- [119] Monks' dorter at Castle Acre Priory, looking west across former infirmary.
- [120a] Undercroft of monks' dorter at Dunfermline Abbey, with the remnants of the rere-dorter to the right.
- [120b] South gable of monks' dorter at Battle Abbey.
- [121a] Former entrance to daystairs of monks' dorter at Paisley Abbey.
- [121b] Remnants of daystairs to dorter at Thetford Priory, from cloister walk.
- [121c] Remnants of daystairs at Castle Acre Priory, from cloister walk.
- [122a] Interior of dorter range at Castle Acre Priory showing remnants of central piers of undercroft, with the day stairs at the north end.
- [122b] Remnants of daystairs at Crossraguel Abbey.
- [122c] Reconstructed daystairs at Crossraguel Abbey showing access at dorter level.
- [123] Entrance to chapter house at Wenlock Priory

illustrating that the dorter range stretched the whole length of the upper floor.

- [124] Entrance to daystairs at Dryburgh Abbey.
- [125] Entrance to nightstairs at Crossraguel Abbey.
- [126a] Nightstairs at Hexham Priory.
- [126b] Nightstairs at Pluscarden Abbey.
- [127] Remnants of nightstairs at Melrose Abbey.
- [128] West range at Paisley Abbey.
- [129] Day room at Pluscarden Abbey, showing access to former rere-dorter in the south west corner, now closed up.
- [130a] Rere-dorter at Castle Acre Priory with water in channel.
- [130b] Detail of rere-dorter at Castle Acre Priory.
- [131a] Detail of rere-dorter at Castle Acre Priory.
- [131b] Detail of stone lined channels of drainage system at Monk Bretton Priory.
- [131c] Rere-dorter at Crossraguel Abbey.
- [132a] Great drain at Paisley Abbey showing rib vaulting supporting roof.
- [132b] Great drain at Paisley Abbey showing stone floor.
- [133a] Paisley Abbey showing The Place from south east.
- [133b] The Place of Paisley from the south.
- [133c] The Place of Paisley from the south west.
- [134a] Cloister with Memorial cross from west.
- [134b] Paisley Abbey and The Place from the south west.
- [135] Windows in south front The Place, Paisley Abbey.

- [136] Remnant of probable window mullion in west front of former frater (the Place) of Paisley Abbey.
- [137] West window in frater at Dunfermline Abbey.
- [138a] Original oak beams of former frater at Paisley Abbey, and now forming what was the Minister's flat.
- [138b] Oak beams of former frater Paisley Abbey.
- [139] Interior of frater at Inchcolm Abbey showing beams visible beneath the plaster.
- [140] Arch-braced roof at Bardowie Castle.
- [141] Entrance to reader's pulpit in the frater at Dunfermline Abbey.
- [142a] Vaulting shaft in the frater at Wenlock Priory showing remnants of what was a vaulted roof.
- [142b] Built up hatches affording access to the frater from the kitchen, at Wenlock Priory.
- [143a] Built up hatches in west front of former frater at Paisley Abbey.
- [143b] Hatch from kitchen into frater at Monk Bretton Priory.
- [144] Frater at Monk Bretton Priory, showing large windows.
- [145] Frater at Thetford Priory.
- [146a] Frater at the former Augustinian Cathedral Priory of Cathedral.
- [146b] Frater of Carlisle, showing windows over the cloister.
- [147a] Former west range at Dunfermline, later palace. The fact that the windows have changed at least twice, as the archaeological evidence shows, is proof of at least two building campaigns, but no effort was made to eradicate the evidence of the previous building.
- [147b] The south front the Place, Paisley Abbey.
- [148] Entrance to the frater at Wenlock.

- [149a] Lavatorium at Norwich Cathedral.
- [149b] Lavatorium at Dryburgh Abbey.
- [150a] Kitchen site at Dunfermline showing remnants of chimneys.
- [150b] Detail of chimneys at Dunfermline Abbey.
- [151] Evidence of arcades or chimneys on former south wall of west range, Paisley Abbey.
- [152a] The former west range at Paisley Abbey showing several entrances on the ground floor, and stairs to upper level.
- [152b] Former west range at Paisley Abbey from the cloister. There is evidence of the existence of the corbelling to support the roof, and of much change in the stonework.
- [152c] Arcading of former cellars of west range at Paisley Abbey.
- [153] West range at Castle Acre showing different building periods, together with the "formal" access to the range.
- [154] Outer parlour at the Cistercian abbey at Buildwas.
- [155] The west range at Paisley Abbey during demolition, with the "formal" entrance into the west range to the right of the photograph.
- [156a] Entrance at rear of formal entrance to west range showing arms of George Schaw.
- [156b] Reconstruction of George Schaw's entrance.
- [156c] Arms of Abbot George Schaw now placed on west front of Place.
- [156d] Entrance into Tantallon Castle.
- [157] Entrance to the outer parlour with the dog-tooth moulding as part of the corbelling supporting the stairway.
- [158a] Springer corbels at west buttress at Paisley Abbey, and still extant.

- [158b] Springers at Mar's Wark, Stirling.
- [158c] Ribbing at Dunfermline Abbey.
- [159] The prior's lodging, with solar, at Castle Acre.
- [160] Prior's lodging at Thetford.
- [161a] Abbot's lodging at Crossraguel Abbey.
- [161b] Tower house as extension to Abbot's lodging at Crossraguel Abbey.
- [162] Prior Singer's lodging at Wenlock Priory, with the twelve century infirmary to the left.
(Louis de Wet)
- [163] Entrance to Infirmary block at at Wenlock Priory.
(Louis de Wet)
- [164] Abbot's residence at the Tironensian abbey of Arbroath.

CHAP 4.

- [165] Paisley Abbey from north west showing old belfry, Boog's turrets at west front and north aisle and the parvise over north porch, prior to Salmon's restoration of 1862.
- [166] "Marjory Bruce's Tomb" adorned with canopy.
- [167] East wall at crossing after Salmon's restoration showing plaster moulding round later east window filled with Munich glass depicting the Ascension. Organ pipes flank the window and surmount the new pulpit at the east wall, see plate 228.
- [168] The nave looking west from newly inaugurated crossing after Rowand Anderson's restoration showing Boog's plaster ceiling of 1789, the ribbing painted in 1839.
- [169] Print of west front showing built up south clerestorey windows, and stairway to first floor of former west range. The door is supported by a corbelling springing from dog tooth moulding.
- [170a] Print of Paisley Abbey after Salmon's restoration, and showing his new north porch.
- [170b] Salmon's restored north porch.

- [171] Proposed restoration of Paisley Abbey by James Salmon 1859.
- [172] Interior of nave as restored by Salmon looking east from new west gallery. The new gas lighting is visible.
- [173] Salmon's twin lights in the westmost bay of the south aisle.
- [174] Glasgow Cathedral from south east.
- [175a] Rowand Anderson's choir from north east showing great east window.
- [175b] Rowand Anderson's choir from north west.
- [176] Rowand Anderson's proposed choir, tower with cap-house and crossing from the north, 1893.
- [177a] The windows of the choir of Dunblane Cathedral from the south. The Decorated tracery by Rowand Anderson replaced earlier Gothick tracery of the early nineteenth century.
- [177b] Detail of tracery at Dunblane choir.
- [178a] Interior of north transept at Paisley Abbey showing damage to north east crossing pier, and the great north window as restored by James Salmon in 1860. The ground level is much higher than at present, and the grave stones indicate the use the choir had been put to since the Reformation.
- [178b] The south transept showing the built up arcading of St Mirren's Aisle. The mausoleum to the left of picture was probably that belonging to the Cathcarts' whose funerary chapel, the Cathcart Aisle, occupies that part of the south transept today.
- [179a] Interior of nave of Paisley Abbey looking east into Rowand Anderson's recently rebuilt crossing. Beyond the crossing is a small apse occupied by the pulpit organ pipes, choir loft and perhaps the pews for the Elders. The nave is now lit by electricity. The new pulpit stands at the south east crossing pier.
- [179b] plan showing correct height of Crossing as suggested by Professor Gourlay.

- [180] Nave of Glasgow Cathedral looking east and showing correct height of crossing.
 - [181a] Rowand Anderson's wooden ceiling in the choir at Dunblane.
 - [181b] Rowand Anderson's wooden barrel vault in the nave at Dunblane Cathedral.
 - [182] Room over St Mirren's Aisle, Paisley Abbey.
 - [183a] Paisley Abbey from north west as restored by Rowand Anderson, with new transepts and the tower built up to roof level.
 - [183b] Paisley Abbey from south west as restored by Rowand Anderson.
 - [183c] Paisley Abbey from south east after Rowand Anderson's restoration. The new apse at the east end is visible over the houses, being demolished, which still surrounded the abbey to the south and east. A strange lean-to is just visible at St Mirren's Aisle.
- CHAP 5.**
- [184a] Paisley Abbey as proposed by MacGregor Chalmers, showing east end of choir, with central tower surmounted by a spire, 1913.
 - [184b] Paisley Abbey as proposed by MacGregor Chalmers, showing The Place restored.
 - [185] South wall of choir with medieval buttresses.
 - [186] Artist's impression of restored choir, as planned by MacGregor Chalmers.
 - [187a] Holy Trinity Church, St Andrews, as restored by MacGregor Chalmers, 1907-1909.
 - [187b] Interior of nave Holy Trinity, St Andrews, as restored by MacGregor Chalmers.
 - [188] Choir vault, Paisley Abbey, as completed by Robert Lorimer, 1926.
 - [189] Vault of Thistle Chapel St Giles, Edinburgh, by Lorimer, 1911.

- [190a] MacGregor Chalmers's impression of his proposed cloister, Paisley Abbey, 1913.
- [190b] Cloister, Paisley Abbey, as restored by MacGregor Chalmers, 1915.
- [190c] Original twin water-leaf capitals of cloister at Paisley Abbey. [see plate 94]
- [190d] Cloister arcades at Iona Cathedral.
- [190e] Cloister arcades Newminster Abbey, Northumbria.
- [190f] Detail of water-leaf capital at Newminster.
- [191] Romanesque cloister arcades at St Trophime, Arles.
- [192] Cloister garth at Paisley Abbey showing Transitional doorway from Cloister and extant corbels which once supported lean-to roof of cloister.
- [193] Sedilia in choir at Paisley Abbey.
- [194] Exterior of south wall of choir as restored by MacGregor Chalmers.
- [195] Lorimer's vaulted sacristy.
- [196a] Windows of north side of choir, Paisley Abbey.
- [196b] Windows of south side of choir, Paisley Abbey.
- [197a] Great east window, Paisley Abbey.
- [197b] Great east window, Carlisle Cathedral.
- [198] Tower and Spire St Salvator's College, 1450-1460.
- [199] Restoration of choir at Paisley Abbey as left on cessation of work in 1918.
- [200] Crossing tower of Paisley Abbey as completed by Lorimer in 1926.
- [201] Building of the ribbed vault at Paisley Abbey choir. Here the ribs are supported on a cradle of timber.
- [202a] Vault of nave Tewksbury Abbey c.1330.

- [202b] Vault of presbytery, Tewksbury Abbey c.1340, with later bosses and badges.
- [203] Details of bosses in vault at Paisley Abbey choir, by Lorimer.
- [204] Vault of Exeter Cathedral.
- [205] Vault of north aisle in Lower Church, Glasgow Cathedral.
- [206] Restored barrel vault showing medieval bosses, choir Glasgow Cathedral.
- [207a] Vault of presbytery, Melrose Abbey.
- [207b] Vault at Trinity College, Edinburgh.
- [208] Masons working on choir bosses, Paisley Abbey, during restoration.
- [209] Copper roof of choir, as completed by Lorimer.
- [210a] Choir stalls, Paisley Abbey, designed by Lorimer and carved by the Clow Brothers.
- [210b] Choir stalls, Paisley Abbey, by Lorimer and carved by the Clow Brothers.
- [210c] Elders' stalls, Paisley Abbey, by Lorimer and carved by the Clow Brothers.
- [210d] Elders' stalls, Paisley Abbey, by Lorimer and carved by the Clow Brothers.
- [211a] Choir stalls at Dunblane Cathedral, designed by Lorimer and carved by the Clow Brothers.
- [211b] Choir stalls at Dunblane Cathedral, designed by Lorimer and carved by the Clow Brothers.
- [212] Communion Table and reredos Paisley Abbey Choir: woodwork by Lorimer and carved by the Clow Brothers. The sculpture was carried out by Pilkington Jackson.
- [213] Interior of Choir, Paisley Abbey, as completed by Lorimer in 1926.
- [214] Monument to Marjory Bruce without canopy choir Paisley Abbey.

- [215] Sts Mirren and Columba adorning the doors into St Mirren's Aisle, carved by
- [216a] Paisley Abbey restored, but still partially surrounded by buildings in process of demolition, 1927.
- [216b] Photograph of abbey as it stands today from the north east.
- [216c] Paisley Abbey restored from north, showing surrounding buildings being demolished.
- [217a] Paisley Abbey shop. The archway to the right leads into south walk of cloister, Paisley Abbey.
- [217b] Paisley Abbey choir boys room.
- [217c] First floor rooms as restored by Lorimer.
- [217d] First floor rooms as restored by Lorimer.
- [218a] Panelled room on first floor, Paisley Abbey.
- [218b] Panelled room on first floor, Paisley Abbey.
- [219] Room over St Mirren's Aisle.
- [220] Rooms on upper floor of The Place, Paisley Abbey, before restoration by James Steel Maitland (GLASGOW HERALD).
- [221a] Upper floor of The Place, Paisley Abbey, as restored by James Steel Maitland, the Arms of James IV, which once adorned Abbot George Schaw's wall, now sits over the fireplace in what was once the sitting room of Dr Rogan, the minister, and his family.
- [221b] Corridor in former minister's flat, The Place, Paisley Abbey.
- [222] Plaster ceiling in what was once the minister's study, but is now Paisley Abbey library.
- [223] The Place, Paisley Abbey, from the west showing Steel Maitland's tower which provided access to the minister's flat in the attic level, (GLASGOW HERALD).



Plate A



Plate B



Plate 1



Plate 2




Plate 3




Plate 4a



Plate 4b




Plate 5



Plate 6



Plate 7

Plate 8a




Plate 8b




Plate 9a




Plate 9b




Plate 10





Plate 11



Text cut off in original




Plate 12




Plate 13




Plate 14a




Plate 14b



Plate 15




Plate 16




Plate 17



Plate 18



Plate 19





Plate 20

Plate 21



Plate 22a






Plate 22b



Plate 22c



Plate 23a



Plate 23b



Plate 23c




Plate 24

Plate 25




Plate 26




Plate 27



Plate 28




Plate 29



Plate 30





Plate 31




Plate 32




Plate 34



Plate 35

Plate 36





Plate 37






Plate 38



Plate 39




Plate 40a



Plate 40b




Plate 40c



Plate 40d



Plate 41a

Plate 41a

Plate 41b

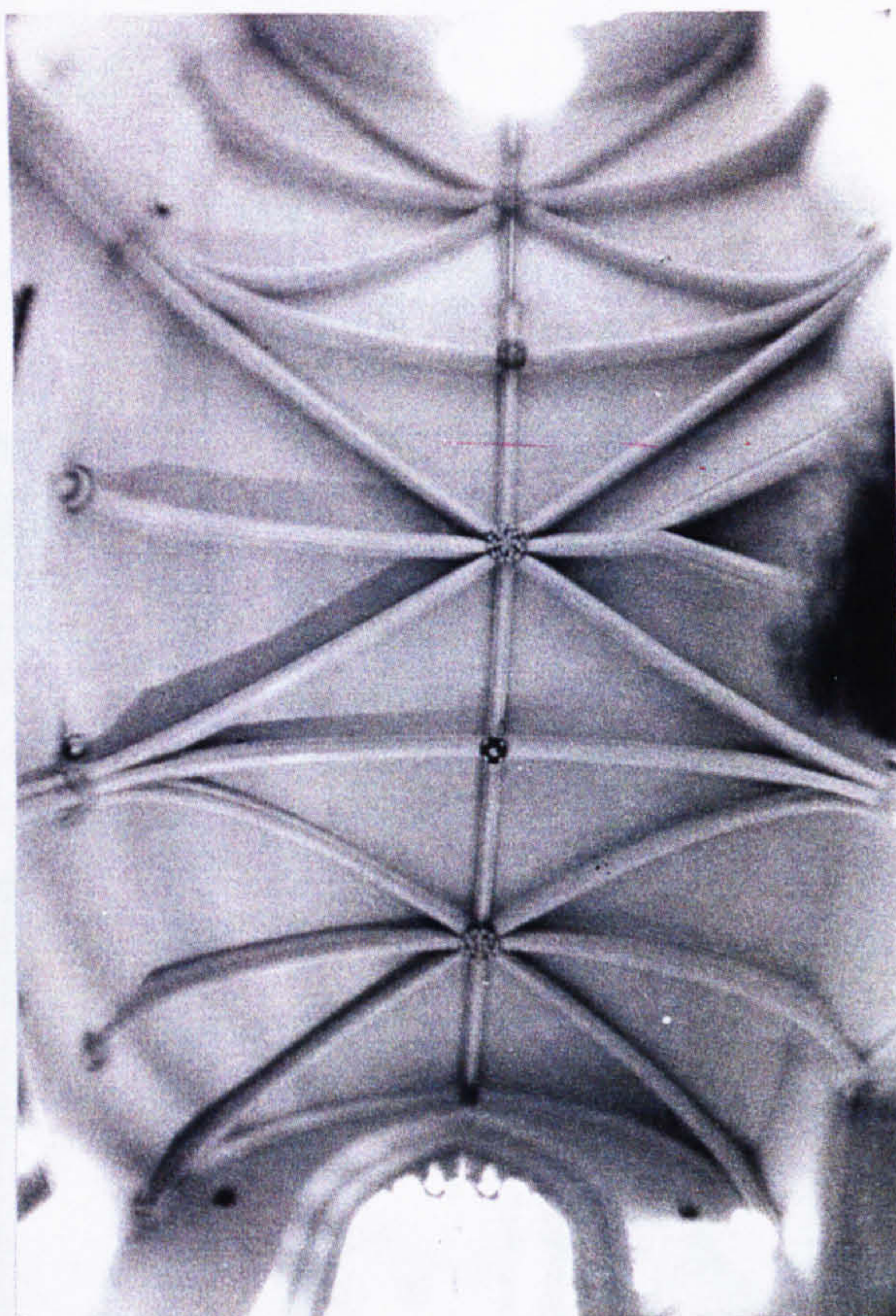


Plate 41b




Plate 42a



Plate 42b




Plate 42c




Plate 42d



Plate 43a



Plate 43b



Plate 43c




Plate 43d




Plate 44



Plate 45a



Plate 45b



Plate 46




Plate 47



Plate 48



Plate 49




Plate 50a

Plate 50b




Plate 50c






Plate 51a



Plate 51b




Plate 52



Plate 53

Plate 54a




Plate 54b





Plate 55




Plate 56a

Plate 56b





Plate 56c






Plate 57a




Plate 57b




Plate 57c




Plate 57d




Plate 57e




Plate 58

Plate 59




Plate 60






Plate 61



Plate 62

Plate 63




Plate 64a





Plate 64b



Plate 65a




Plate 65b



Plate 65c



Plate 66




Plate 67a

Plate 67b




Plate 67c




Plate 67d




Plate 68a



Plate 68b



Plate 69a






Plate 69b




Plate 69c

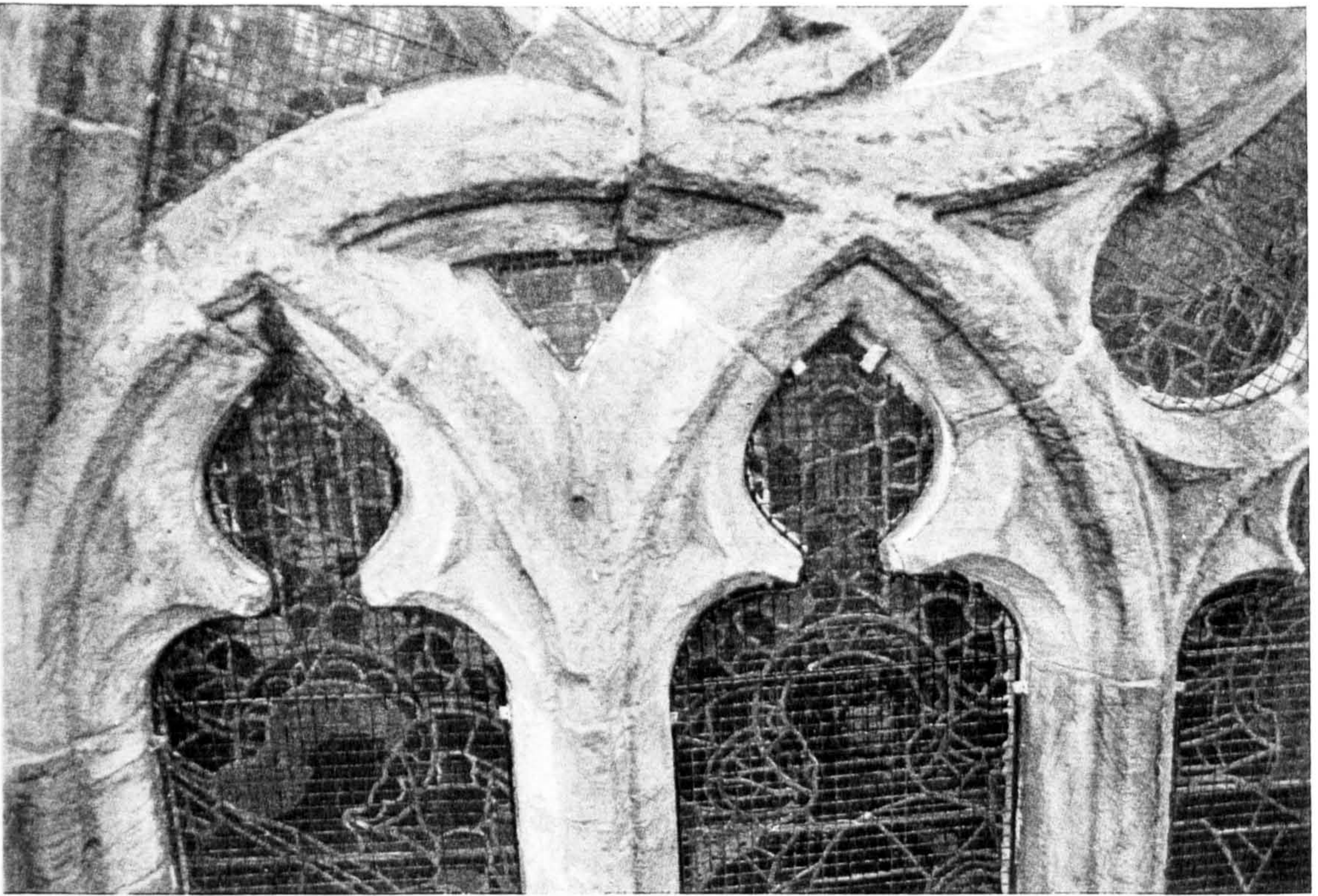


Plate 69d



Plate 69e

Plate 69f




Plate 70





Plate 71




Plate 72a



Plate 72b




Plate 72c

Plate 73a




Plate 73b




Plate 74a





Plate 74b






Plate 74c




Plate 75



Plate 76



Plate 77



Plate 78a



Plate 78b

Plate 78c




Plate 79a





Plate 79b




Plate 80a



Plate 80b



Plate 80c



Plate 81a




Plate 81b




Plate 81c




Plate 81d




Plate 82




Plate 83a

Plate 83b




Plate 83c



Plate 83d




Plate 84a





Plate 84b




Plate 85a




Plate 85b




Plate 85c



Plate 86



Plate 87




Plate 88

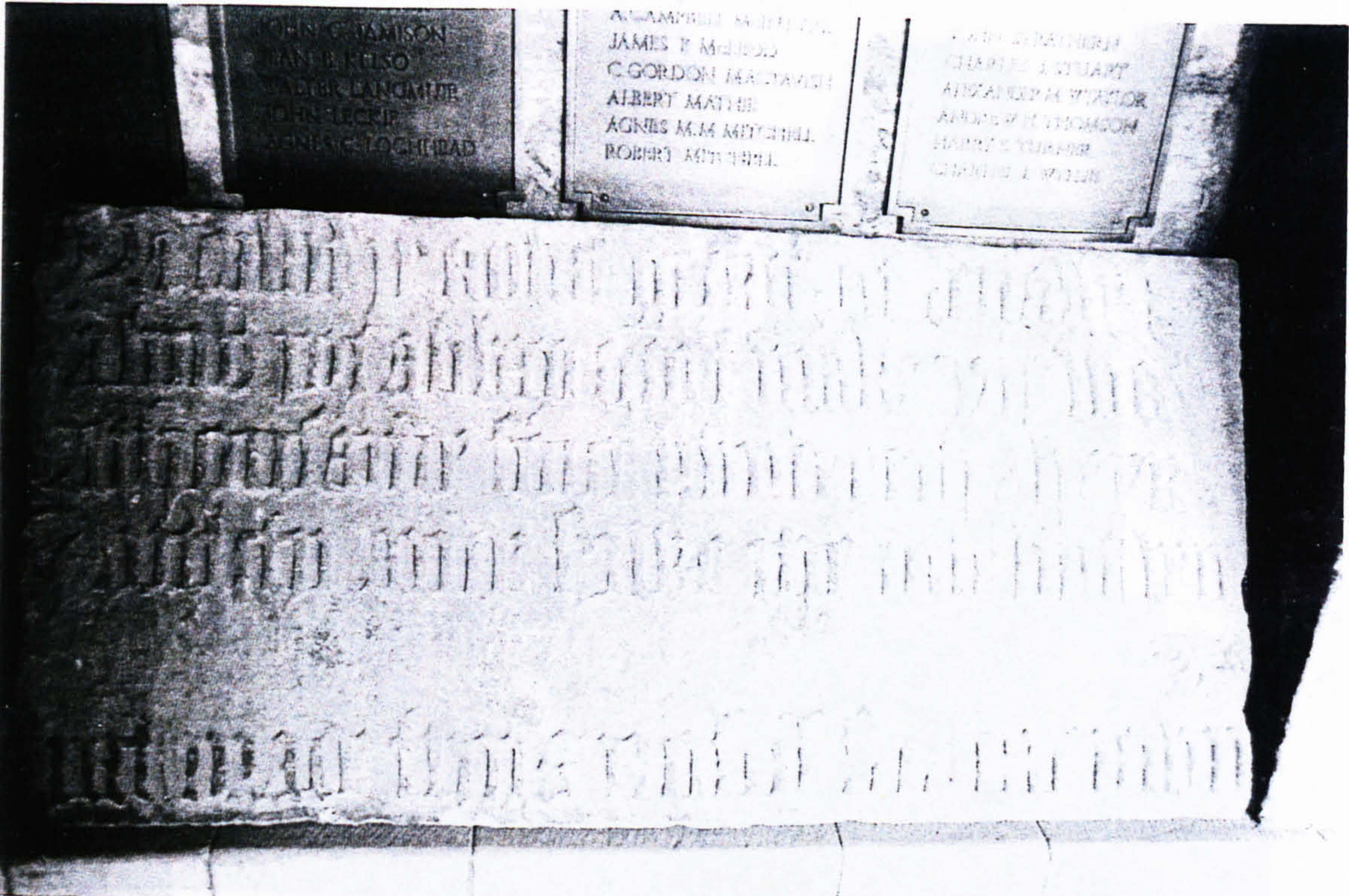


Plate 89




Plate 90a



Plate 90b



Plate 91




Plate 92a



Plate 92b




Plate 93



Plate 94





Plate 96



Plate 97



Plate 98a



Plate 98b




Plate 99



Plate 100



Plate 101




Plate 102




Plate 103




Plate 104



Plate 105




Plate 106




Plate 107




Plate 108




Plate 109a



Plate 109b




Plate 110




Plate 111a




Plate 111b




Plate 111c




Plate 112




Plate 113



Plate 114




Plate 115




Plate 116



Plate 117



Plate 118



Plate 119



Plate 120a




Plate 120b

Plate 121a



Plate 121b





Plate 121c




Plate 121d



Plate 122a



Plate 122b



Plate 123





Plate 124

Plate 125



Plate 126a






Plate 126b



Plate 127



Plate 128




Plate 129




Plate 130a




Plate 130b

Plate 131a




Plate 131b



Plate 131c



Plate 132a



Text cut off in original




Plate 132b




Plate 133a




Plate 133b



Plate 133c




Plate 134



Plate 135

Plate 136



Plate 137






Plate 138a



Plate 138b




Plate 139




Plate 140

Plate 141




Plate 142a






Plate 142

Plate 143



Plate 144

Plate 143a



Plate 143b



Plate 144




Plate 145




Plate 146a



Plate 146b



Plate 147a



Plate 147b




Plate 148



Plate 149a




Plate 149b




Plate 150a



Plate 150b

Plate 151




Plate 152a

B

B

A




Plate 152b



Plate 152c

Plate 155



Plate 156b

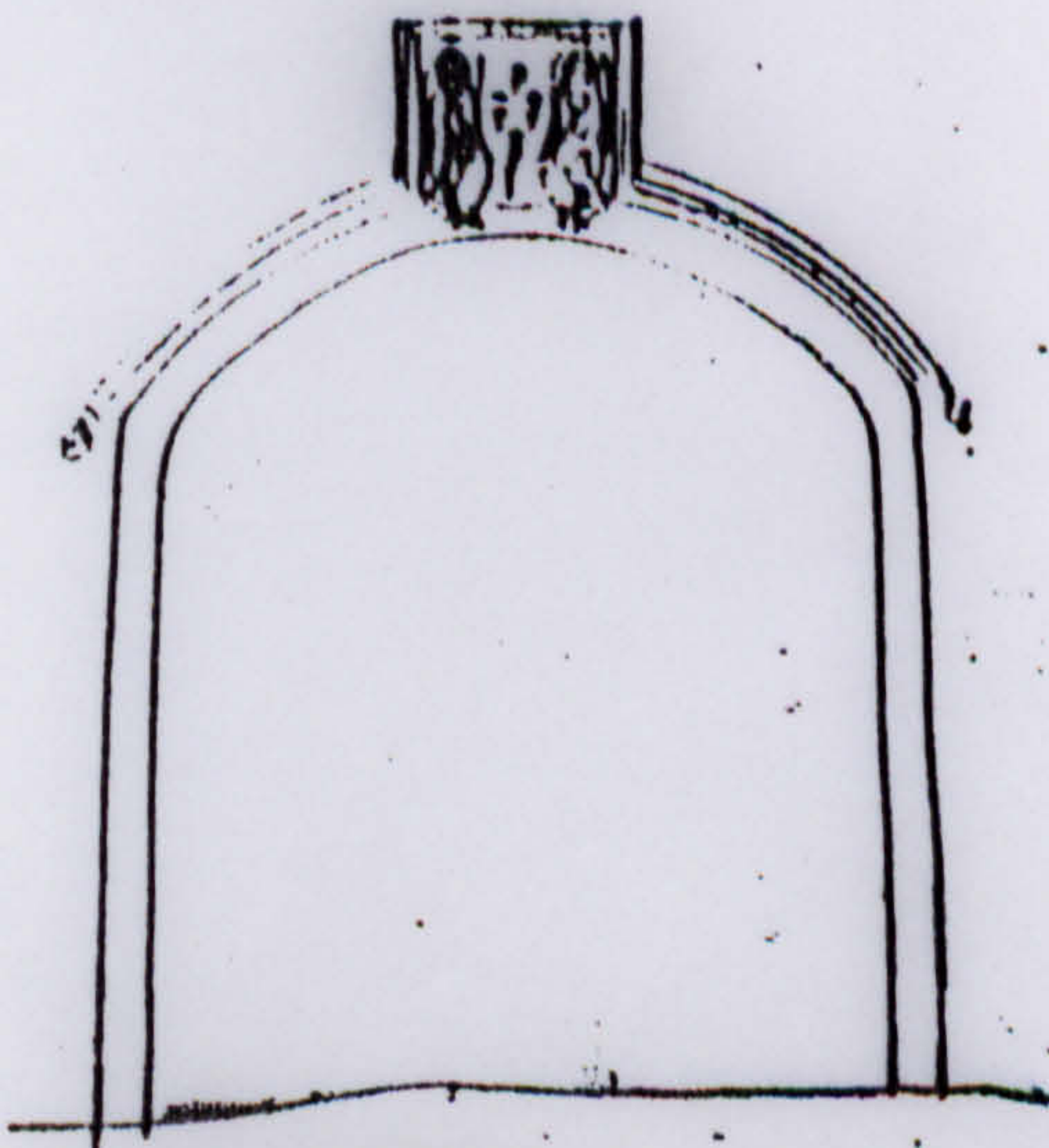




Plate 155




Plate 156a

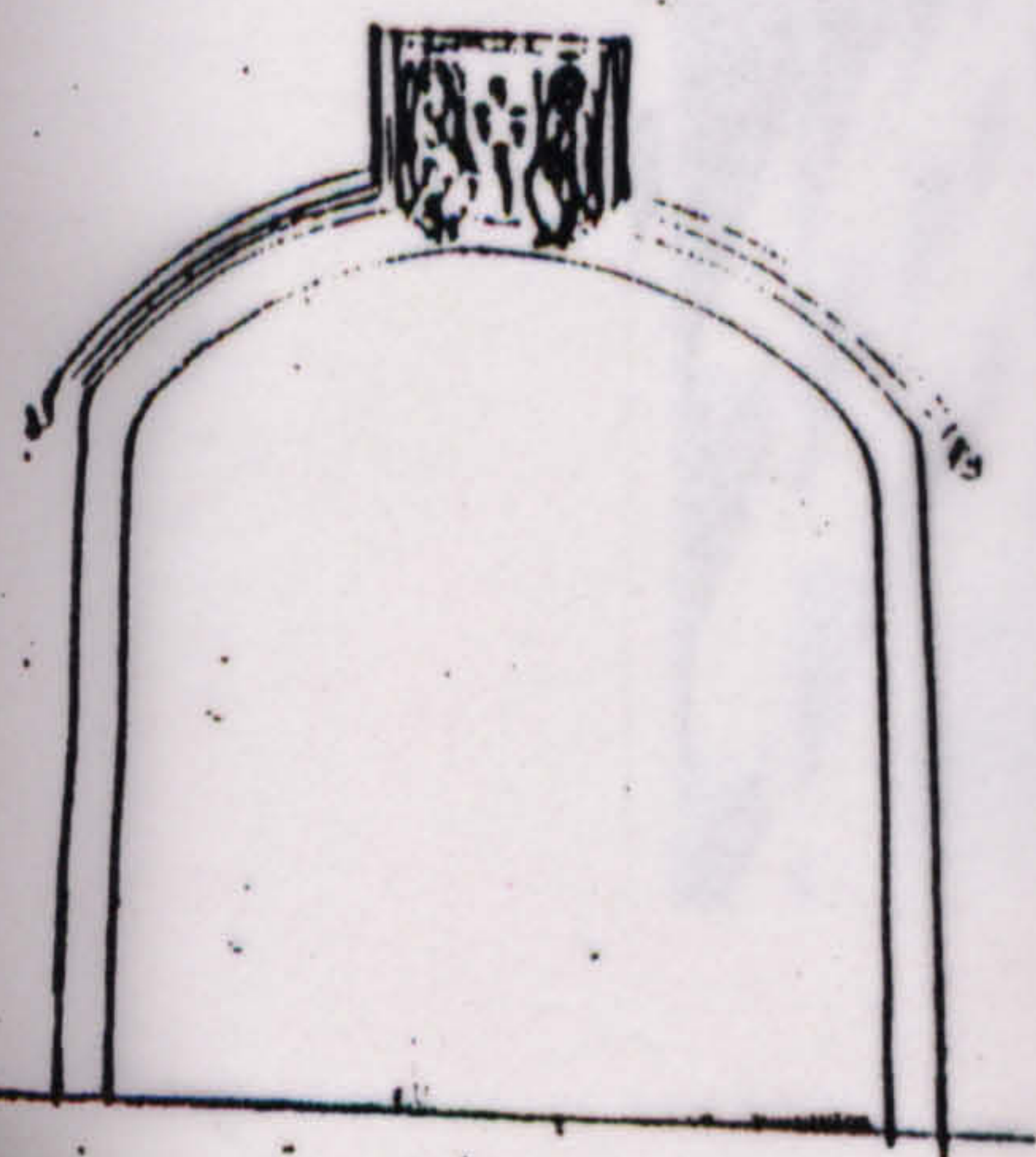


Plate 156b



Plate 155



Plate 156a

Plate 156b




Plate 153




Plate 154




Plate 155




Plate 156b

Plate 156a




Plate 155




Plate 156a






Plate 156c



Plate 156d

Plate 157



Plate 158a





Plate 158b



Plate 158c




Plate 159




Plate 160




Plate 161a



Plate 161b




Plate 162




Plate 163




Plate 164




Plate 165

Plate 166



Plate 167





Plate 168



Plate 169






Plate 170a




Plate 170b



Plate 171




Plate 172

Plate 173



Plate 174





Plate 175a




Plate 175b

ABBNEY CHURCH OF SAINT MIRREN
Nº 2. PAISLEY




Plate 176



Plate 177a



Plate 177b




Plate 178a



Plate 178b



Plate 179a




Plate 178b



Plate 179b

Plate 180



Plate 181a





Plate 181b



Plate 182






Plate 183a




Plate 183b




Plate 183c




Plate 184a




Plate 184b




Plate 185

Plate 186




Plate 187a






Plate 187b




Plate 188




Plate 189




Plate 190a




Plate 190b



Plate 190c




Plate 190d



Plate 190e



Plate 190f




Plate 191




Plate 192




Plate 193




Plate 194




Plate 195




Plate 196a




Plate 196b

Plate 197a



Plate 197b





Plate 198




Plate 199




Plate 200




Plate 201




Plate 202a




Plate 202b

Plate 203




Plate 204






Plate 205




Plate 206




Plate 207a




Plate 207b



Plate 208




Plate 209



Plate 210a




Plate 210b




Plate 210c




Plate 210d



Plate 211a




Plate 211b



Plate 212



Plate 213




Plate 214



Plate 215




Plate 216a



Place 216b




Plate 216c




Plate 216d



Plate 217a



Plate 217b




Plate 218a




Plate 218b



Plate 218c



Plate 218d



Plate 219



Plate 220




Plate 221a



Plate 221b



Plate 222




Plate 223

PHOTOGRAPHIC APPENDICES

Introduction.

These appendices as records are very important to the abbey's continuing history. Appendix I consists of photographs of cut, and sometimes intricately moulded stonework which lies in the restored cloister of Paisley Abbey. This is probably the very first time they have ever been recorded. That is important in itself, but they are also important archaeological evidence that a second choir of Paisley did exist, and these stones are more than likely its only extant remains. The remnants of tracery support this argument. On the whole they appear to be of fine Decorated work, and their size suggests they came from large single windows, similar in proportion perhaps to the modern choir windows. It is unlikely that they belong to any window tracery extant in the abbey today. There is also the distinct possibility that here in the cloister, and next to the Transitional doorway, lie the remnants of the earlier choir. Since these particular stones are not Early English, then they can only belong to the Transitional period.

The photographs in appendix II, are to my knowledge the only ones extant showing the south side of Paisley choir before its restoration by MacGregor Chalmers. They are a very important record of its building history, and as such are of inestimable value. These photographs are part of a valuable collection of papers held in the abbey on the restoration of the church and The Place.

Index.

Photo Appendix I	298-342.
Photo Appendix II.	344-346.

Photograph Appendix I.

- Photo 1. This piece of tabernacle work is perhaps part of a reredos or altar frontal.
- Photo 2. Remnants of a large traceried window, or arch. The mason's mark is visible on the outer edge.
- Photo 3. Base course for a large nookshaft, part of an archway.
- Photo 4. Moulded stone perhaps part of a figure.
- Photo 5. A second view of photo 4.
- Photo 6. Remnant of clustered capitals for shafts, possibly belonging to the thirteenth century triforium arcading in the nave.
- Photo 7. Remnant of moulded stonework.
- Photo 8. Moulded remnant (upside down) showing part of a face. Although this could be from the abbey, it may be seventeenth or eighteenth century in date.
- Photo 9. Moulded remnant of large window mullion or jamb.
- Photo 10. Remnant of mullion, part of Y tracery.
- Photo 11. Remnant of figure, perhaps wearing an alb, as seen in the "border" of lace at the bottom. The figure might have been wearing a dalmatic or chasuble, as suggested by the "fringe" of what could be a stole.
- Photo 12. Base of a nook shaft, part of a small archway, or arcading.
- Photo 13. Capital of large nookshaft for an archway. The form of the capital appears to owe more to the Romanesque, than the waterleaf of the Transitional Period. This is perhaps the neighbour for photo 3.
- Photo 14. Fragment of moulded jamb of window or archway.
- Photo 15. Moulded fragment.

- Photo 16. Fragment of what I believe may be part of a floor tile.
- Photo 17. Another two fragments of floor tiles.
- Photo 18. Abbot George Schaw's plaque from his famous wall. The fifth line is obviously missing.
- Photo 19. Moulded fragment.
- Photo 20. Fragment with roll-moulding to the outer edge.
- Photo 21. Fragment of cushion capital of Romanesque period?
- Photo 22. Fragment of tracery with foliation impaled with a small head.
- Photo 23. Another two fragments of floor tiles.
- Photo 24. Fragment of a nookshaft with shaft ring decorated with Norman or Early English nail-head. Again this probably belonged to either a window or arcading.
- Photo 25. Remnant of capital for a nook shaft, of a window or arcading. It appears to resemble the remnant of the clustered capitals in photo 6. This suggests that here we may have the only extant remnants of the Early English triforium.
- Photo 26. Base for nook, as for photo 12, see also photos 6 and 25.
- Photo 27. This large moulded concave stonework, from a window or archway, shows the mason's marks cut into the top for alignment.
- Photo 28. Fragment of a funerary slab. It is similar to those in photos
- Photo 29. Moulded fragment of window jamb.
- Photo 30. Moulded fragment.
- Photo 31. Moulded fragment of window jamb.
- Photo 32. Fragment of moulded window tracery.

- Photo 33. Another fragment of floor tile.
- Photo 34. Moulded fragment of door jamb?
- Photo 35. Moulded jamb of arch or doorway with nook shaft. This could well match photos 3 and 13. See also photo
- Photo 36. Fragment of large window tracery.
- Photo 37a: Large moulded fragment of a mullion or tracery. May belong with photo for it bears the same mason's mark.
- Photo 37b. Another view of 37a showing mason's mark.
- Photo 38. Large fragment of moulded tracery.
- Photo 39. Large fragment of window tracery.
- Photo 40. Stone incised with decorative device.
- Photo 41. Moulded fragment.
- Photo 42. Moulded cap or top of a pinnacle or turret.
- Photo 43. Moulded fragment of window jamb?
- Photo 44. Moulded fragment of encircled quatrefoils. As there is the a suggestion of perhaps two quatrefoils, this does not appear to have belonged to the west front, where each quatrefoil was single.
- Photo 45. Moulded fragment of encircled quatrefoil, perhaps from west front.
- Photo 46a. Fragment of large arch or window jamb.
- Photo 46b. Another view of photo 46a.
- Photo 47. Concave fragment of roll-moulding.
- Photo 48. Remnants of base for cluster shafts, perhaps of Early English triforium; see photos 6, 12, 25, and 26, with which it could have a connection.
- Photo 49. Fragment of base of clustered shafts, which appears to be similar to photo 48 above. See

- Photo 50. The form of this base for clustered shafts suggests that it belonged to the Early English triforium in Paisley's nave.
- Photo 51a. The unusual T-shape of this large fragment of tracery, suggests that it could have been for bar tracery.
- Photo 51b. Another view of photo 51a.
- Photo 52a. Fragment of tracery of indeterminable shape.
- Photo 52b. Another view of photo 52a.
- Photo 53. Another unusually concave fragment of tracery.
- Photo 54. Moulded fragment.
- Photo 55. Moulded fragment.
- Photo 56. Moulded fragment.
- Photo 57. Moulded fragment of window or door jamb.
- Photo 58a. Gabled skewcorbel decorated with fleur de lys.
- Photo 58b. Another view of 58a showing mason's mark.
- Photo 59. Moulded fragment.
- Photo 60. Funerary slab, said to have been discovered by Rowand Anderson during his excavation of the crossing.
- Photo 61. Funerary slab, also said to have been discovered by Rowand Anderson.
- Photo 62. Fragment of base of clustered shafts, see photo 48 and references to other photos.
- Photo 63. Moulded fragment, which may have some connection with photo 27.
- Photo 64. Another view of photo 63.
- Photo 65. Moulded fragment of window mullion.
- Photo 66. Fragment of moulded door jamb?

- Photo 67. Another view of photo 65.
- Photo 68. Moulded door jamb?
- Photo 69. Moulded fragment of concave moulding.
- Photo 70. Second fragment of cushion capital of Romanesque period?
- Photo 71. Another fragment of floor tile.
- Photo 72. Fragment of moulded window jamb.
- Photo 73. Fragment of concave moulded part of arch or window jamb.
- Photo 74. Moulded fragment.
- Photo 75. Dressed fragment.
- Photo 76. Remnant of concave moulded arch or window jamb.
- Photo 77a. Remnant of window sill, with roll moulded springers for moulding. The slot for the window is also visible.
- Photo 77b. Another view of photo 77a.
- Photo 78. Rather weathered fragment.
- Phot 79. This is a combination of photos 3, 13 and 35. It illustrates the distinct possibility that these three fragments belong to the same arch or doorway. If my hypothesis is correct, then this opening would have been quite large, as large (I would suggest) as the nearby east cloister doorway.




Photo 1



Photo 2




Photo 3



Photo 4



Photo 5




Photo 6




Photo 7



Photo 8

Photo 9



Photo 10






Photo 11




Photo 12



Photo 13




Photo 14




Photo 15




Photo 16

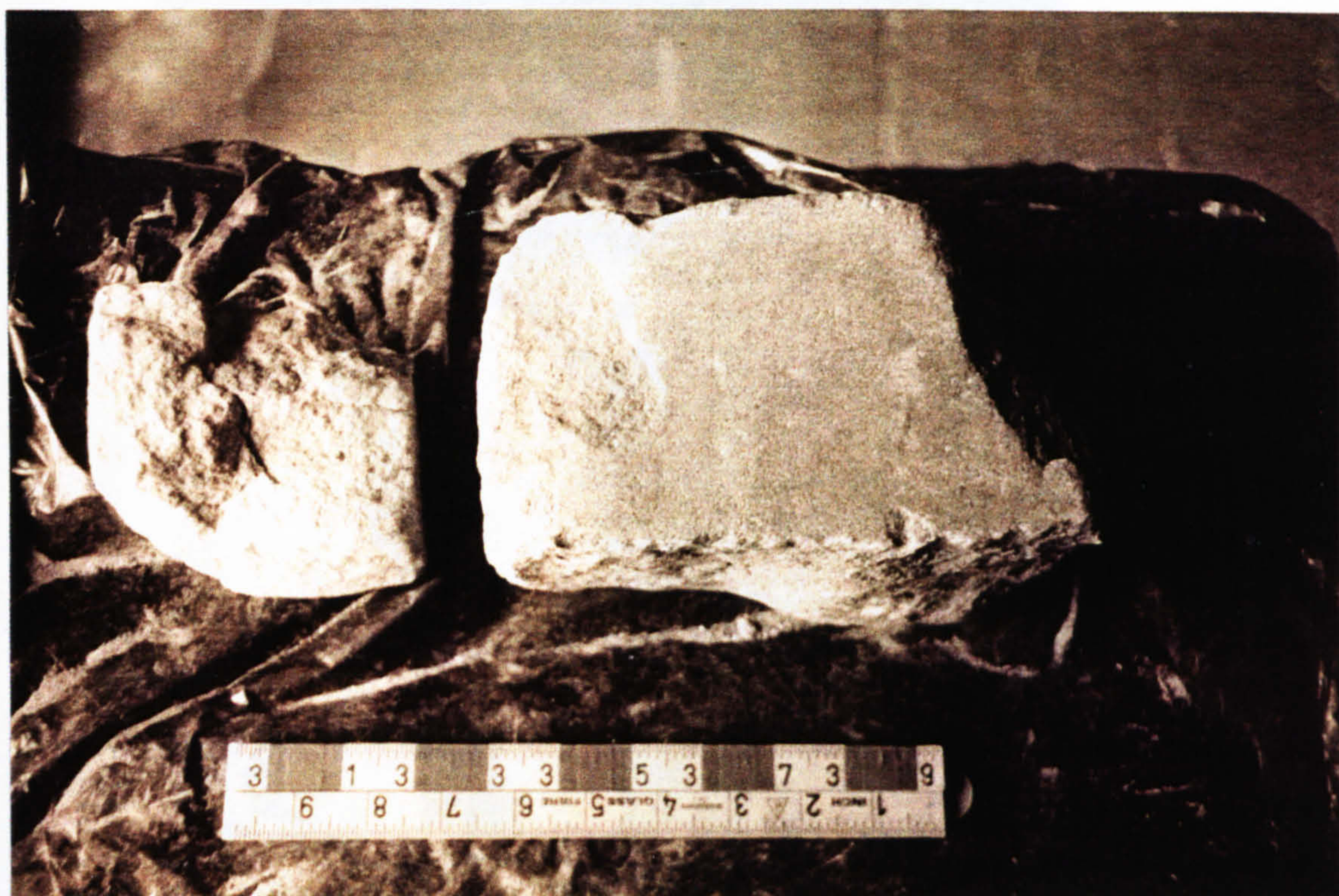


Photo 17




Photo 18



Photo 19




Photo 20



Photo 21

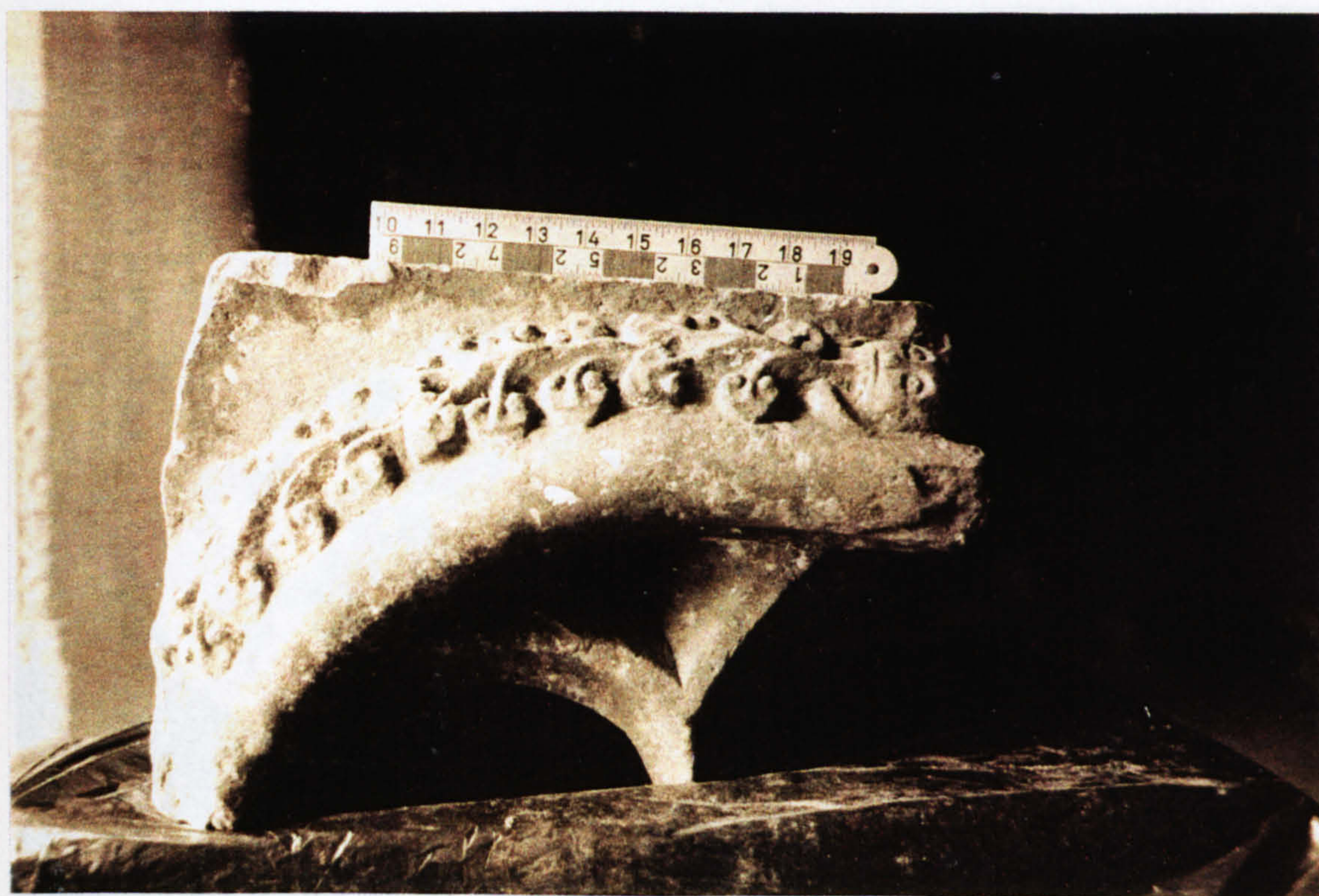


Photo 22



Photo 23



Photo 24



Photo 25



Photo 26

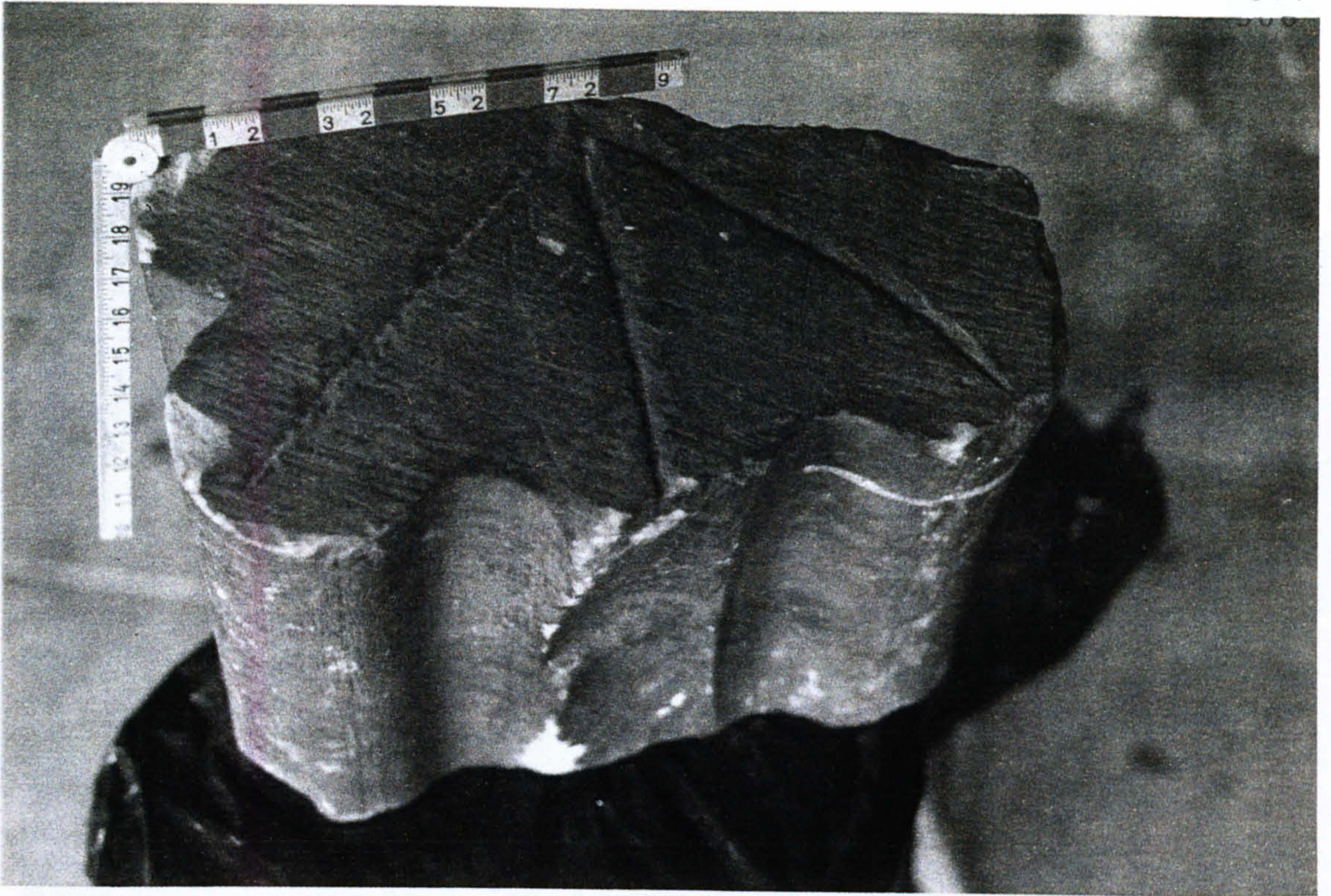


Photo 27



Photo 28




Photo 29




Photo 30




Photo 31



Photo 32

PAGE

NUMBERING

AS ORIGINAL




Photo 33




Photo 34




Photo 35

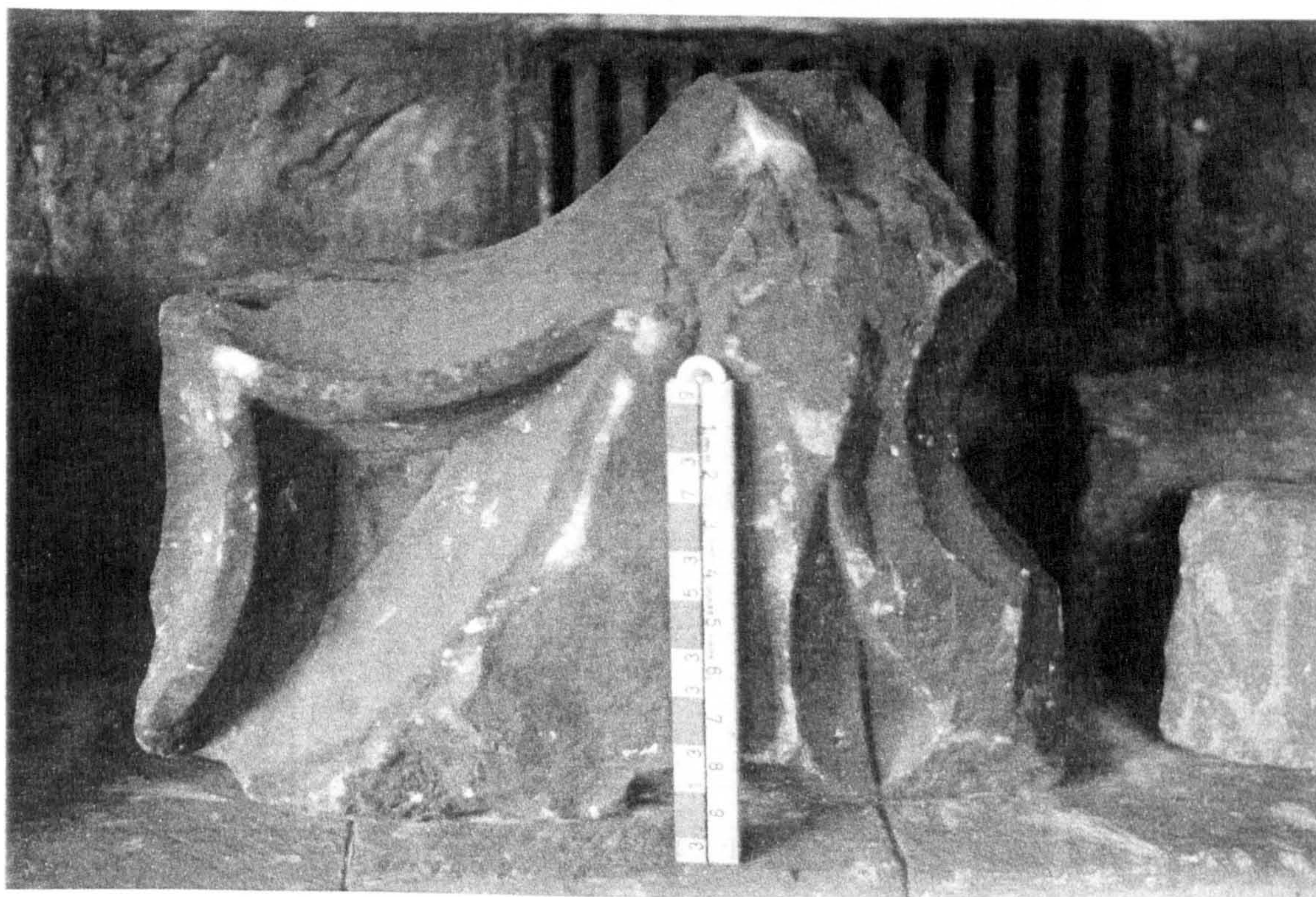


Photo 36



Photo 37a

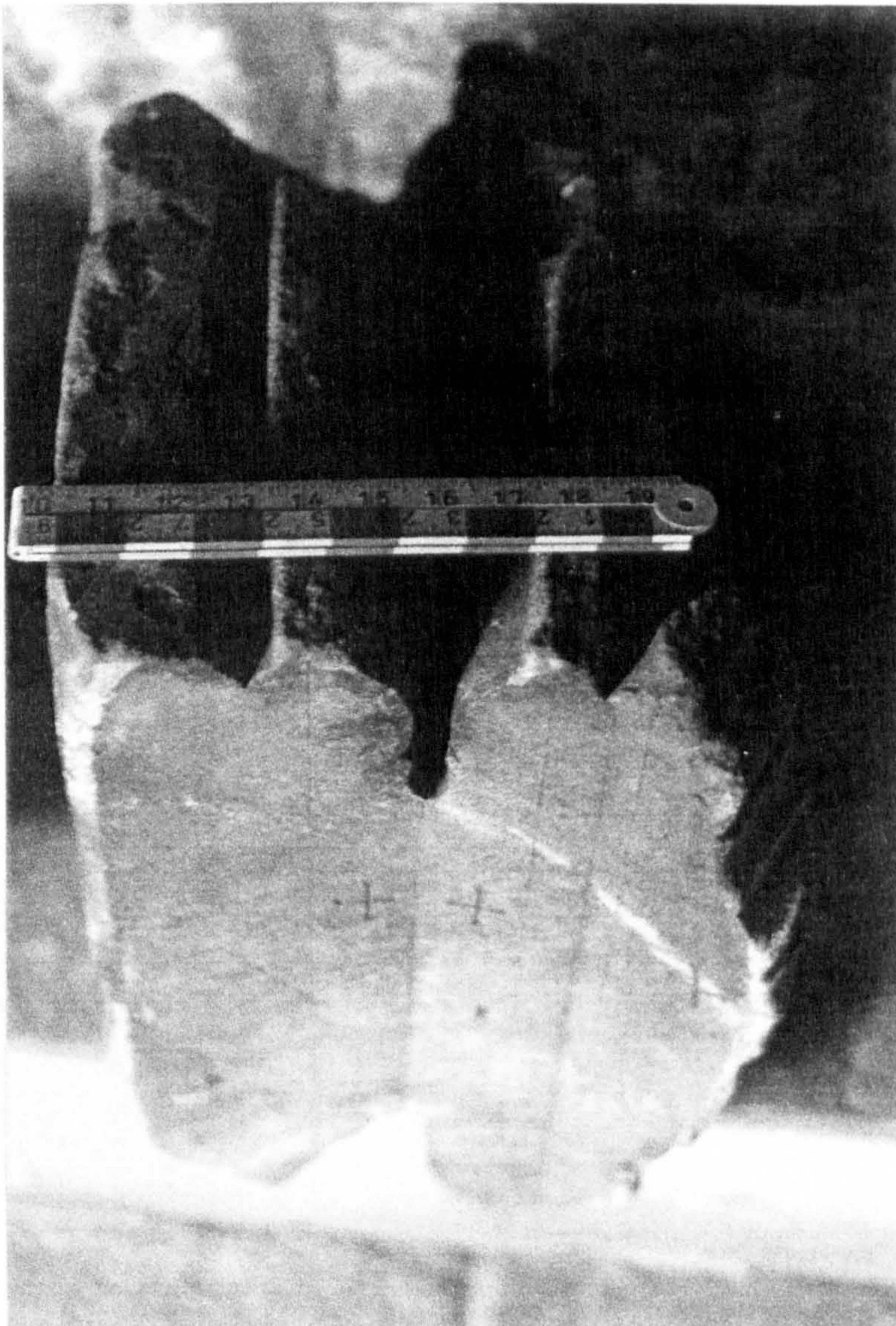


Photo 37b




Photo 38




Photo 39




Photo 40




Photo 41



Photo 42




Photo 43



Photo 46a



Photo 46b



Photo 44



Photo 45



Photo 47

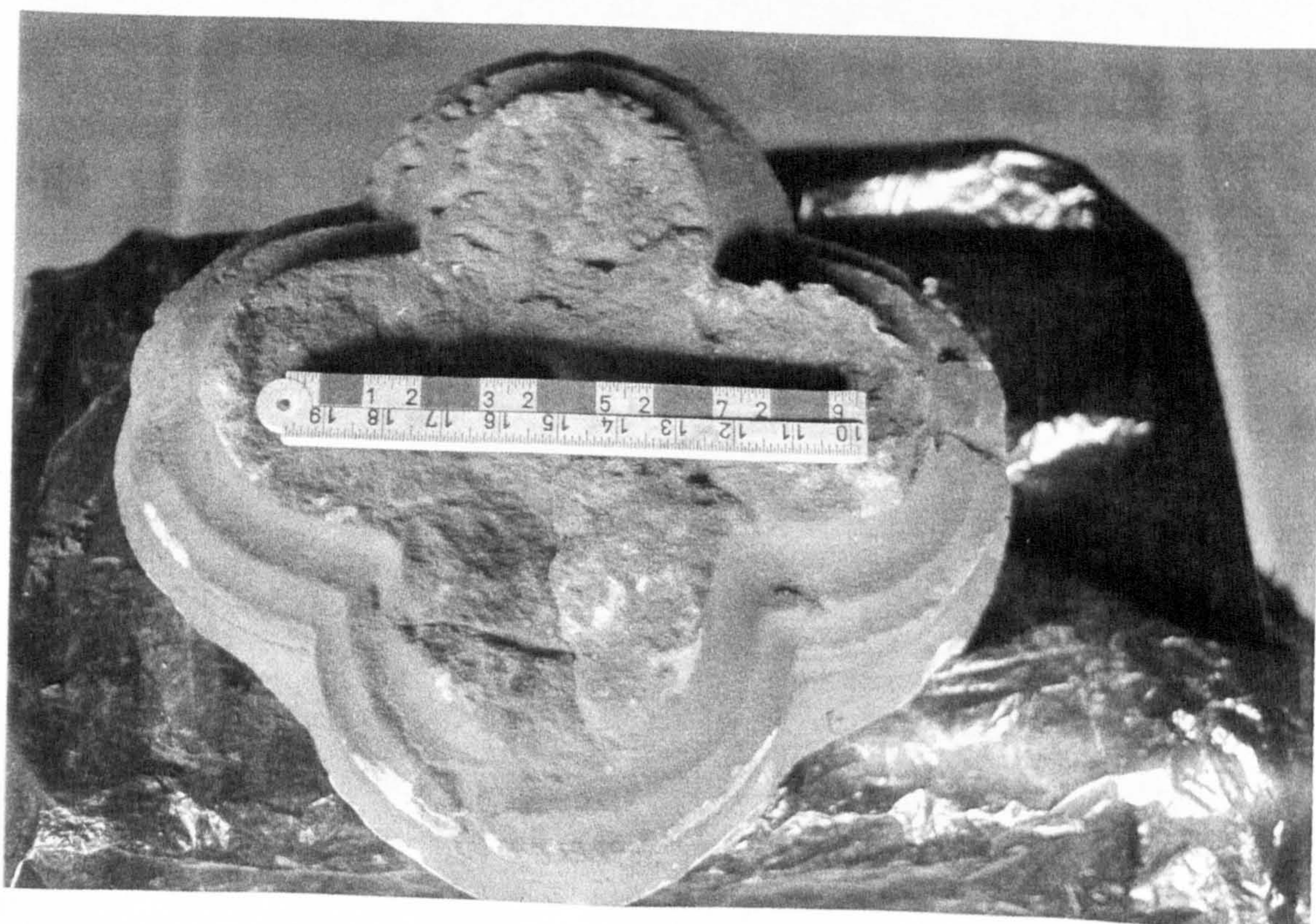


Photo 48




Photo 49



Photo 50

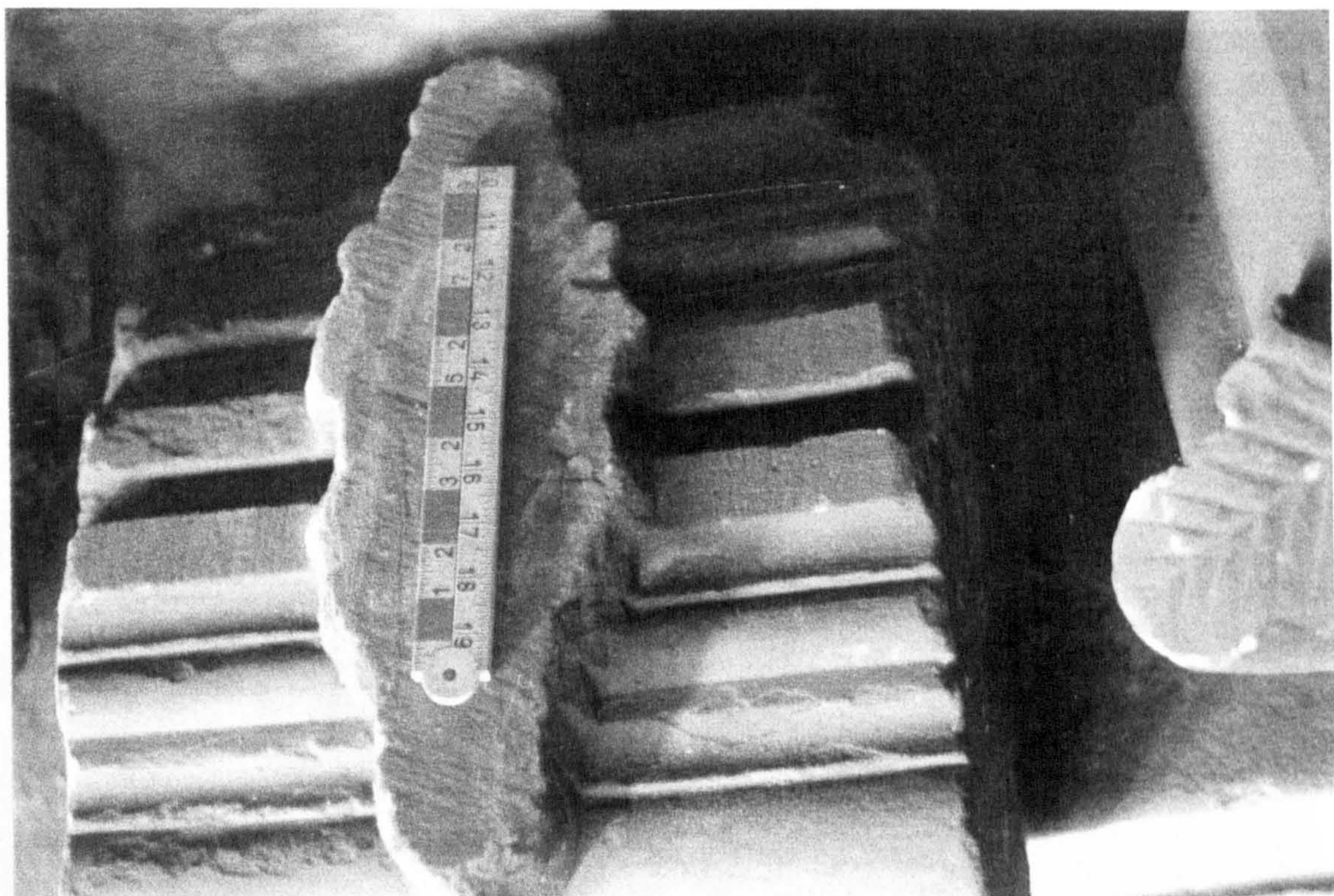


Photo 51a




Photo 51b




Photo 52a




Photo 52b




Photo 53




Photo 54



Photo 55




Photo 56




Photo 57




Photo 58a



Photo 58b



Photo 59

Photo 60



Photo 61





Photo 62




Photo 63




Photo 64




Photo 65



Photo 66



Photo 67




Photo 68



Photo 69



Photo 70




Photo 71




Photo 72




Photo 73




Photo 74



Photo 75




Photo 76




Photo 77a



Photo 77b




Photo 78



Photo 79

Photo Appendix II.

- Photo 80. This was taken during the excavation of the cloister garth. The base course supporting the buttresses of the south was thought by Chalmers to be the former cloister seat. However, it is self-evident that it was never meant to be used as a "seat".
- Photo 81. This photograph tells us a quite a lot. Rowand Anderson's "apse" has been removed and a temporary wall built to shield the choir off from the nave. The south wall is being demolished, but evidence is there of the choir buttresses. Although the quality of this photograph is not very sharp, the south choir wall does appear not to be in good shape itself.
- Photo 82. Work on the the north wall of the choir being supported by sleepers.
- Photo 83. The north wall of the choir being systematically taken down.
- Photo 84. The interior of the south wall of the choir showing the sedilia. A steel beam is visible in the left had corner, and in the foreground some kind of excavation work is going on. If this is the level to which the choir was excavated, it is understandable why nothing of the earlier church was found. Of course, it had become a cemetery, which would have impeded any proper investigation of the site.
- Photo 85. Here the north wall of the choir is being rebuilt, the new stonework mixed with the old. Chalmers used much of the old stonework in his new buttresses, which are more prominent than those pilaster-like buttresses of the old choir, photo 81. The window to the left of the temporary wall, and in between St Mirren's Aisle, is probably that installed by Salmon, which Chalmers took away when he formed the Cathcart Aisle in that corner.




Photo 80




Photo 81




Photo 82



Photo 83




Photo 84




Photo 85



Monument to John Hamilton
Last Abbot of Paisley, and
Archbishop of St. Andrews.